

State of Ohio: Children Services Profile

June 2024

State Demographics 2023

Population	11,780,046	
Race	White	78%
	African American	12%
	Multi-racial	6%
	Other	4%
Ethnicity (% Hispanic)	5%	
Child Population	2,603,390	
Per Capita Income	\$39,455	
Poverty Rate	All Ages	13%
	Children	18%
Grandparents Raising Grandchildren	81,397	

Local Agency Response SFY 2024

Reports Screened-In by Agency	80,065	
By Type	Physical Abuse	30%
	Neglect	25%
	Sexual Abuse	8%
	Emotional Maltreatment	1%
	Multiple Allegations	20%
	Family in Need of Services, Dependency, Other	13%
By Category	Abuse or Neglect (Traditional Response)	46%
	Abuse or Neglect (Alternative Response)	41%
	Dependency	4%
	Family in Need of Services	9%
Cases Transferred to Ongoing	9,062	

Children in Custody

	SFY 2023	SFY 2024	Change
Total in custody anytime during year	24,115	23,707	-2%
Rate per 1,000 children	9.3	9.1	-2%
Children in IV-E juvenile court custody	260	271	4%

Permanency

Children who gained permanency through	SFY 2023	SFY 2024	Change
Reunification	4,085	4,036	-1%
Guardianship	316	292	-8%
Custody to Relative	2,462	2,450	0%
Adoption	1,468	1,474	0%
Children waiting to be adopted	3,225	3,321	3%

Youth Aged Out of Care

	SFY 2023	SFY 2024	Change
Number Aged Out	962	1,002	4%
Number Enrolled in Bridges	1,136	1,121	-1%

Children Served

	On 7/1/2023		On 7/1/2024	
Total	31,156		28,615	
In Custody	15,057	48%	14,650	51%
In Home	16,099	52%	13,965	49%

Profile of Children in Custody on 7/1/2024

Gender

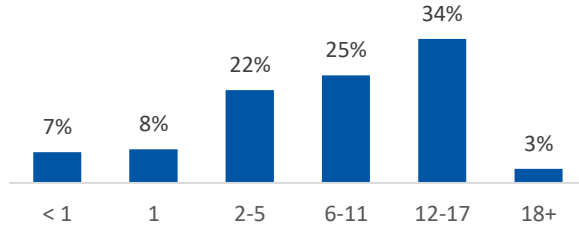
Female	48%
Male	52%

Race

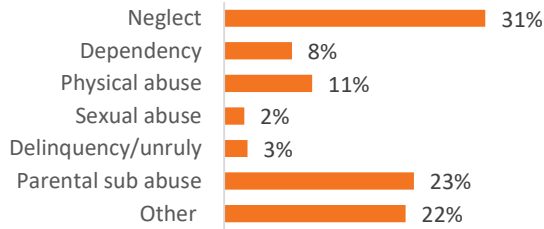
White	52%
African American	32%
Multiracial	16%
Other	0%

Ethnicity (% Hispanic) 6%

Age in Years



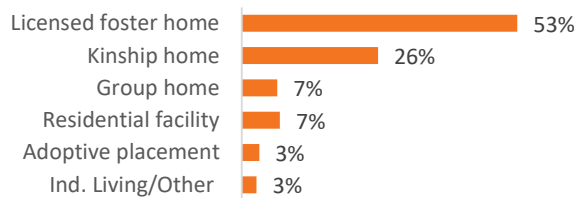
Primary Reason for Removal



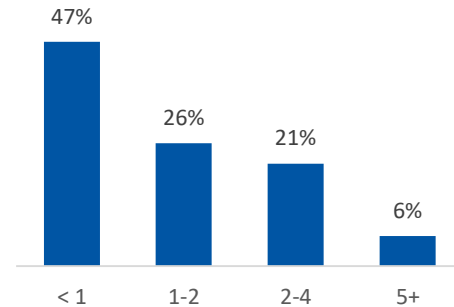
Type of Custody

Temporary	69%
Permanent	26%
Planned Permanent Living Arrangement	4%

Placement Type



Years in Custody



Profile of Children in Home on 7/1/2024

Gender

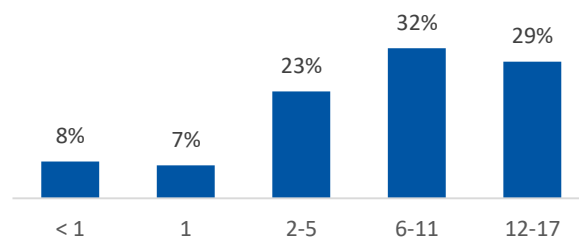
Female	49%
Male	50%

Race

White	56%
African American	29%
Multiracial	15%
Other	0%

Ethnicity (% Hispanic) 7%

Age in Years



State of Ohio: Children Services Profile

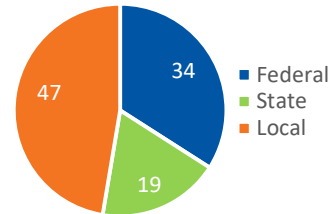
June 2024

SFY 2024 Public Children Services Spending

Total Spending by Source

\$1,601,332,977

Federal	\$545,497,673
State	\$297,191,510
State Child Protection Allocation	\$152,277,409
Statewide Programming	\$144,329,101
Local	\$758,643,795



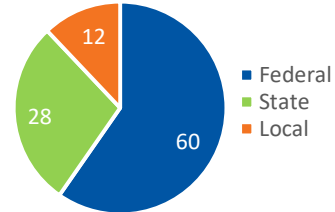
Adoption Assistance and Subsidies

9% of Total SFY2020 spending

Total \$145,160,468

By Source

Federal	\$86,639,819
State	\$41,040,217
Local	\$17,480,432



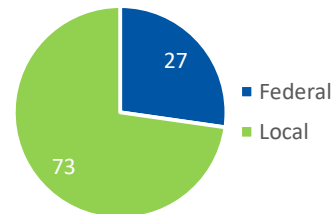
Placement Costs

32% of Total SFY2020 spending

Total \$518,269,391

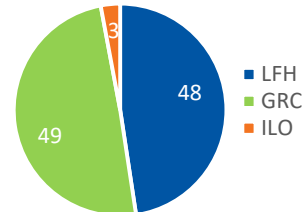
By Source

Federal	\$141,322,721
Local	\$376,946,669



By Type

Licensed foster home (LFH)	\$246,731,087
Group/residential care (GRC)	\$256,240,192
Independent living/other (ILO)	\$15,298,111



To report suspected abuse or neglect of a child,
call toll-free 855-OH-CHILD (855-642-4453)

For data sources and notes, go to
<https://www.pcsao.org/pdf/factbook/2024/Sources.pdf>