

# Washington County: Children Services Profile

June 2023

## County Demographics 2022

<b>Population</b>		59,639
Race	White	95%
	African American	1%
	Multi-racial	3%
	Other	1%
Ethnicity (% Hispanic)		1%
<b>Child Population</b>		11,749
<b>Per Capita Income</b>		\$33,987
<b>Poverty Rate</b>	All Ages	14%
	Children	22%
<b>Grandparents Raising Grandchildren</b>		581

## Agency Response SFY 2023

<b>Reports Screened-In by Agency</b>		541
<b>By Type</b>	Physical Abuse	26%
	Neglect	20%
	Sexual Abuse	10%
	Emotional Maltreatment	0%
	Multiple Allegations	11%
	Family in Need of Services, Dependency, Other	31%
<b>By Category</b>	Abuse or Neglect (Traditional Response)	19%
	Abuse or Neglect (Alternative Response)	49%
	Dependency	1%
	Family in Need of Services	30%
<b>Cases Transferred to Ongoing</b>		35

<b>Children in Custody</b>	<b>SFY 2022</b>	<b>SFY 2023</b>	<b>Change</b>
Total in custody anytime during year	121	133	10%
Rate per 1,000 children	10.3	11.3	10%

## Permanency

<b>Children who gained permanency through</b>	<b>SFY 2022</b>	<b>SFY 2023</b>	<b>Change</b>
Reunification	3	18	500%
Guardianship	0	0	-
Custody to Relative	4	13	225%
Adoption	13	10	-23%
<b>Children waiting to be adopted</b>	17	14	-18%

## Youth Aged Out of Care

	<b>SFY 2022</b>	<b>SFY 2023</b>	<b>Change</b>
Number Aged Out	7	8	14%

## Children Served

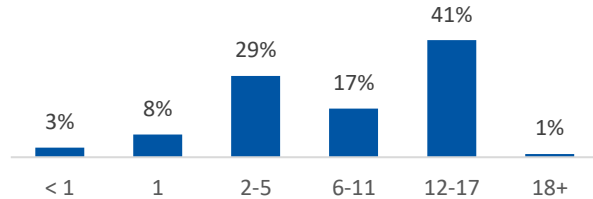
	On 7/1/2022		On 7/1/2023	
Total	147		114	
In Custody	95	65%	87	76%
In Home	52	35%	27	24%

## Profile of Children in Custody on 7/1/2023

### Gender

Female	43%
Male	57%

### Age in Years



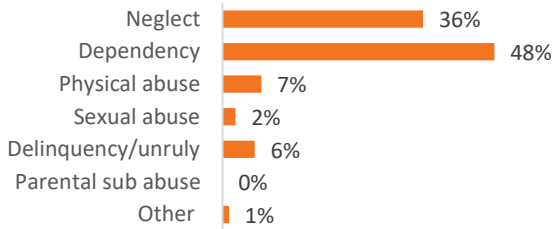
### Race

White	87%
African American	2%
Multiracial	10%
Other	0%

### Ethnicity (% Hispanic)

5%

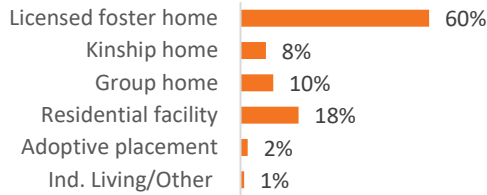
### Primary Reason for Removal



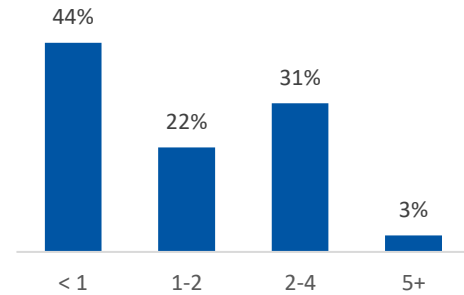
### Type of Custody

Temporary	66%
Permanent	31%
Planned Permanent Living Arrangement	3%

### Placement Type



### Years in Custody

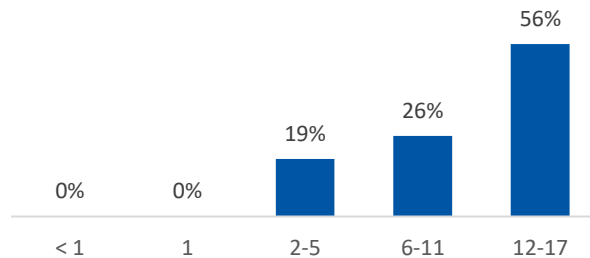


## Profile of Children in Home on 7/1/2023

### Gender

Female	56%
Male	44%

### Age in Years



### Race

White	59%
African American	26%
Multiracial	7%
Other	0%

### Ethnicity (% Hispanic)

7%



### Contact Information

Washington County Job & Family Services, 204 Davis Avenue,  
Marietta, OH 45750, (740) 373-3485

For data sources and notes, go to  
<https://www.pcsao.org/pdf/factbook/2023/Sources.pdf>