

Van Wert County: Children Services Profile

June 2023

County Demographics 2022

Population		28,833
Race	White	94%
	African American	1%
	Multi-racial	4%
	Other	1%
Ethnicity (% Hispanic)		4%
Child Population		6,689
Per Capita Income		\$31,831
Poverty Rate	All Ages	8%
	Children	11%
Grandparents Raising Grandchildren		219

Agency Response SFY 2023

Reports Screened-In by Agency		162
By Type	Physical Abuse	21%
	Neglect	44%
	Sexual Abuse	14%
	Emotional Maltreatment	0%
	Multiple Allegations	12%
	Family in Need of Services, Dependency, Other	10%
By Category	Abuse or Neglect (Traditional Response)	37%
	Abuse or Neglect (Alternative Response)	53%
	Dependency	0%
	Family in Need of Services	10%
Cases Transferred to Ongoing		9

Children in Custody	SFY 2022	SFY 2023	Change
Total in custody anytime during year	10	13	30%
Rate per 1,000 children	1.5	1.9	30%

Permanency

Children who gained permanency through	SFY 2022	SFY 2023	Change
Reunification	1	2	100%
Guardianship	0	0	-
Custody to Relative	0	1	-
Adoption	1	1	0%
Children waiting to be adopted	1	1	0%

Youth Aged Out of Care

	SFY 2022	SFY 2023	Change
Number Aged Out	1	0	-100%

Children Served

	On 7/1/2022		On 7/1/2023	
Total	60		44	
In Custody	7	12%	9	20%
In Home	53	88%	35	80%

Profile of Children in Custody on 7/1/2023

Gender

Female	33%
Male	67%

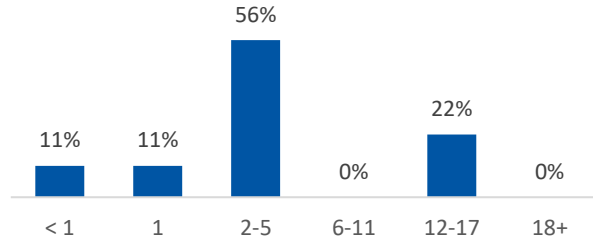
Race

White	89%
African American	0%
Multiracial	11%
Other	0%

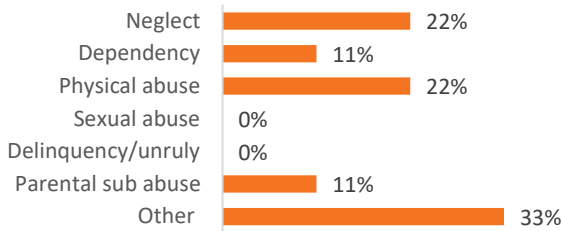
Ethnicity (% Hispanic)

11%

Age in Years



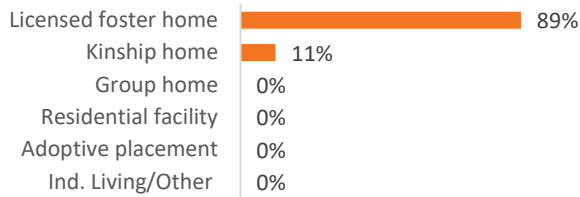
Primary Reason for Removal



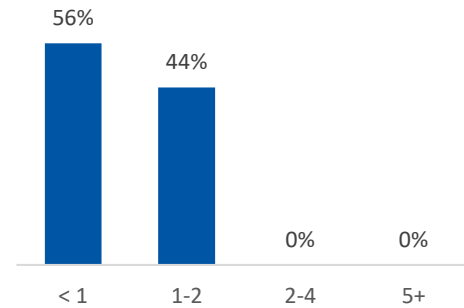
Type of Custody

Temporary	67%
Permanent	33%
Planned Permanent Living Arrangement	0%

Placement Type



Years in Custody



Profile of Children in Home on 7/1/2023

Gender

Female	40%
Male	60%

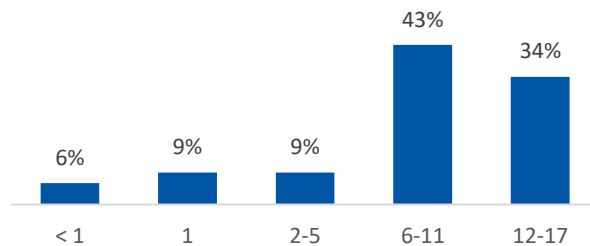
Race

White	89%
African American	0%
Multiracial	9%
Other	0%

Ethnicity (% Hispanic)

9%

Age in Years



Contact Information

Van Wert County Job & Family Services, 114 E Main St,
Van Wert, OH 45891, (419) 238-5430

For data sources and notes, go to
<https://www.pcsao.org/pdf/factbook/2023/Sources.pdf>