

# Summit County: Children Services Profile

June 2023

## County Demographics 2022

<b>Population</b>	539,361	
Race	White	76%
	African American	14%
	Multi-racial	5%
	Other	5%
Ethnicity (% Hispanic)	2%	
<b>Child Population</b>	111,648	
<b>Per Capita Income</b>	\$40,786	
<b>Poverty Rate</b>	All Ages	12%
	Children	17%
<b>Grandparents Raising Grandchildren</b>	3,034	

## Agency Response SFY 2023

<b>Reports Screened-In by Agency</b>	3,605	
<b>By Type</b>	Physical Abuse	27%
	Neglect	28%
	Sexual Abuse	5%
	Emotional Maltreatment	3%
	Multiple Allegations	18%
	Family in Need of Services, Dependency, Other	14%
<b>By Category</b>	Abuse or Neglect (Traditional Response)	19%
	Abuse or Neglect (Alternative Response)	67%
	Dependency	9%
	Family in Need of Services	5%
<b>Cases Transferred to Ongoing</b>	474	

<b>Children in Custody</b>	<b>SFY 2022</b>	<b>SFY 2023</b>	<b>Change</b>
Total in custody anytime during year	1,523	1,622	7%
Rate per 1,000 children	13.6	14.5	7%

## Permanency

<b>Children who gained permanency through</b>	<b>SFY 2022</b>	<b>SFY 2023</b>	<b>Change</b>
Reunification	414	440	6%
Guardianship	39	22	-44%
Custody to Relative	147	144	-2%
Adoption	76	97	28%
<b>Children waiting to be adopted</b>	163	153	-6%

## Youth Aged Out of Care

	<b>SFY 2022</b>	<b>SFY 2023</b>	<b>Change</b>
Number Aged Out	39	30	-23%

## Children Served

	On 7/1/2022		On 7/1/2023	
Total	1,392		1,401	
In Custody	802	58%	886	63%
In Home	590	42%	515	37%

## Profile of Children in Custody on 7/1/2023

### Gender

Female	49%
Male	51%

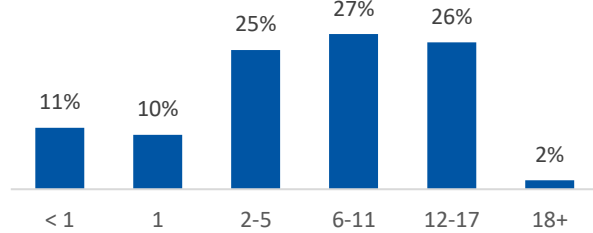
### Race

White	44%
African American	29%
Multiracial	26%
Other	1%

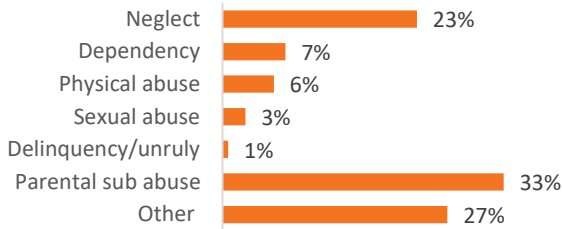
### Ethnicity (% Hispanic)

4%

### Age in Years



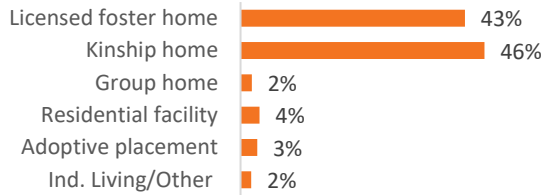
### Primary Reason for Removal



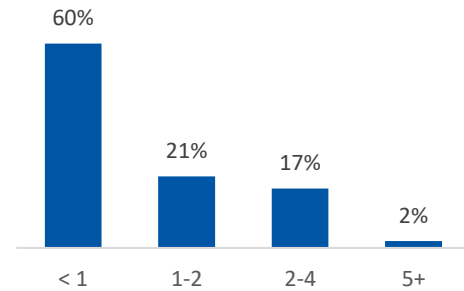
### Type of Custody

Temporary	78%
Permanent	21%
Planned Permanent Living Arrangement	1%

### Placement Type



### Years in Custody



## Profile of Children in Home on 7/1/2023

### Gender

Female	49%
Male	51%

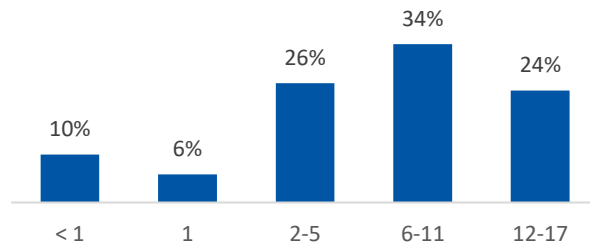
### Race

White	47%
African American	23%
Multiracial	27%
Other	2%

### Ethnicity (% Hispanic)

6%

### Age in Years



### Contact Information

Summit County Children Services, 264 S. Arlington Street,  
Akron, OH 44306, (330) 379-1986

For data sources and notes, go to  
<https://www.pcsao.org/pdf/factbook/2023/Sources.pdf>