

Hamilton County: Children Services Profile

June 2023

County Demographics 2022

Population	827,671	
Race	White	65%
	African American	25%
	Multi-racial	5%
	Other	4%
Ethnicity (% Hispanic)	4%	
Child Population	188,709	
Per Capita Income	\$42,555	
Poverty Rate	All Ages	15%
	Children	21%
Grandparents Raising Grandchildren	5,821	

Agency Response SFY 2023

Reports Screened-In by Agency	5,853	
By Type	Physical Abuse	18%
	Neglect	30%
	Sexual Abuse	2%
	Emotional Maltreatment	0%
	Multiple Allegations	39%
	Family in Need of Services, Dependency, Other	8%
By Category	Abuse or Neglect (Traditional Response)	92%
	Abuse or Neglect (Alternative Response)	0%
	Dependency	2%
	Family in Need of Services	7%
Cases Transferred to Ongoing	711	

Children in Custody	SFY 2022	SFY 2023	Change
Total in custody anytime during year	2,602	2,665	2%
Rate per 1,000 children	13.8	14.1	2%

Permanency

Children who gained permanency through	SFY 2022	SFY 2023	Change
Reunification	375	382	2%
Guardianship	5	5	0%
Custody to Relative	143	158	10%
Adoption	156	152	-3%
Children waiting to be adopted	343	357	4%

Youth Aged Out of Care

	SFY 2022	SFY 2023	Change
Number Aged Out	122	107	-12%

Children Served

	On 7/1/2022		On 7/1/2023	
Total	2,787		2,577	
In Custody	1,804	65%	1,873	73%
In Home	983	35%	704	27%

Profile of Children in Custody on 7/1/2023

Gender

Female	49%
Male	51%

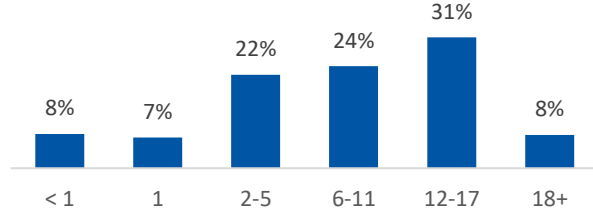
Race

White	34%
African American	53%
Multiracial	12%
Other	1%

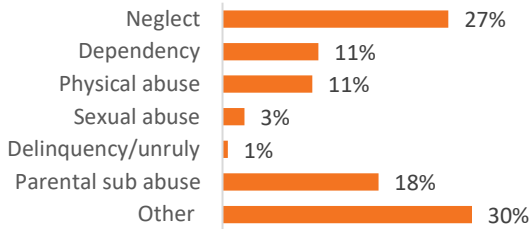
Ethnicity (% Hispanic)

3%

Age in Years



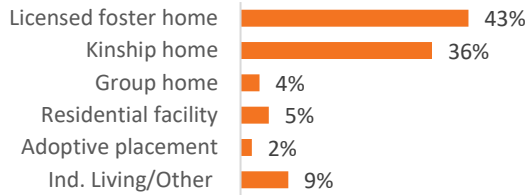
Primary Reason for Removal



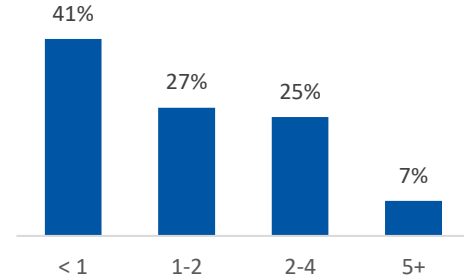
Type of Custody

Temporary	72%
Permanent	21%
Planned Permanent Living Arrangement	8%

Placement Type



Years in Custody



Profile of Children in Home on 7/1/2023

Gender

Female	51%
Male	49%

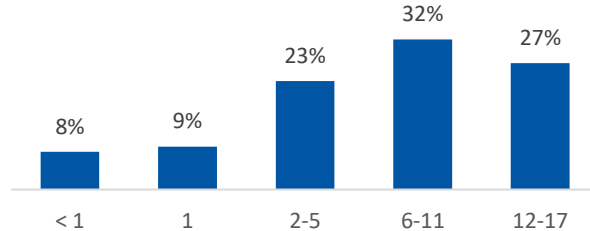
Race

White	31%
African American	60%
Multiracial	7%
Other	1%

Ethnicity (% Hispanic)

3%

Age in Years



Contact Information

Hamilton County Job & Family Services, 222 East Central Parkway, Cincinnati, OH 45202, (513) 946-1000

For data sources and notes, go to <https://www.pcsao.org/pdf/factbook/2023/Sources.pdf>