

# Geauga County: Children Services Profile

June 2023

## County Demographics 2022

<b>Population</b>		95,455
Race	White	94%
	African American	1%
	Multi-racial	4%
	Other	1%
Ethnicity (% Hispanic)		2%
<b>Child Population</b>		21,382
<b>Per Capita Income</b>		\$48,582
<b>Poverty Rate</b>	All Ages	6%
	Children	6%
<b>Grandparents Raising Grandchildren</b>		183

## Agency Response SFY 2023

<b>Reports Screened-In by Agency</b>		402
<b>By Type</b>	Physical Abuse	15%
	Neglect	12%
	Sexual Abuse	7%
	Emotional Maltreatment	11%
	Multiple Allegations	24%
	Family in Need of Services, Dependency, Other	31%
<b>By Category</b>	Abuse or Neglect (Traditional Response)	17%
	Abuse or Neglect (Alternative Response)	52%
	Dependency	17%
	Family in Need of Services	14%
<b>Cases Transferred to Ongoing</b>		19

<b>Children in Custody</b>	<b>SFY 2022</b>	<b>SFY 2023</b>	<b>Change</b>
Total in custody anytime during year	62	52	-16%
Rate per 1,000 children	2.9	2.4	-16%

## Permanency

<b>Children who gained permanency through</b>	<b>SFY 2022</b>	<b>SFY 2023</b>	<b>Change</b>
Reunification	24	22	-8%
Guardianship	1	0	-100%
Custody to Relative	2	4	100%
Adoption	8	3	-63%
<b>Children waiting to be adopted</b>	3	2	-33%

## Youth Aged Out of Care

	<b>SFY 2022</b>	<b>SFY 2023</b>	<b>Change</b>
Number Aged Out	4	3	-25%

## Children Served

	On 7/1/2022		On 7/1/2023	
Total	95		53	
In Custody	22	23%	20	38%
In Home	73	77%	33	62%

## Profile of Children in Custody on 7/1/2023

### Gender

Female	40%
Male	60%

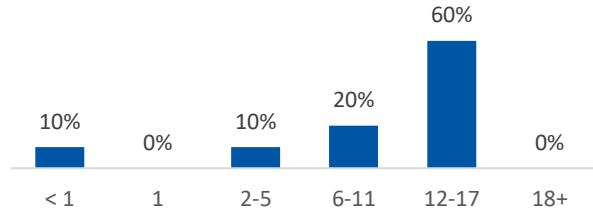
### Race

White	80%
African American	5%
Multiracial	15%
Other	0%

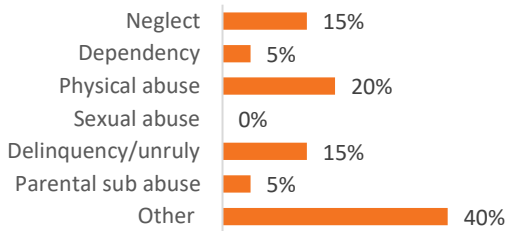
### Ethnicity (% Hispanic)

10%

### Age in Years



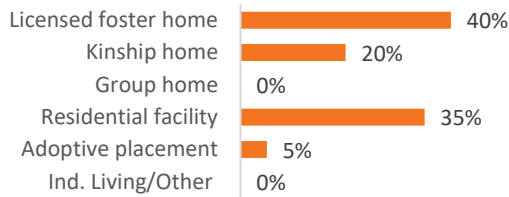
### Primary Reason for Removal



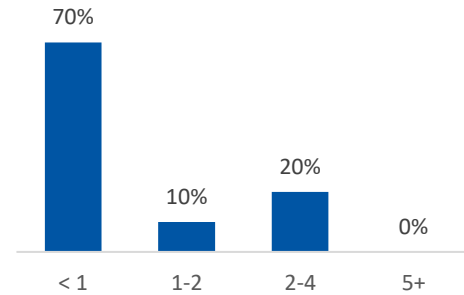
### Type of Custody

Temporary	75%
Permanent	25%
Planned Permanent Living Arrangement	0%

### Placement Type



### Years in Custody



## Profile of Children in Home on 7/1/2023

### Gender

Female	24%
Male	76%

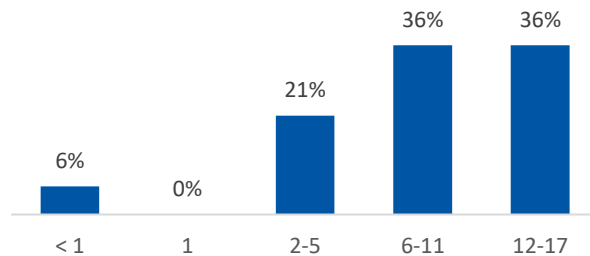
### Race

White	91%
African American	0%
Multiracial	9%
Other	0%

### Ethnicity (% Hispanic)

6%

### Age in Years



### Contact Information

Geauga County Job & Family Services, 12480 Ravenwood Dr., Chardon, OH 44024, (440) 285-9141

For data sources and notes, go to <https://www.pcsao.org/pdf/factbook/2023/Sources.pdf>