

# State of Ohio: Children Services Profile

June 2023

## State Demographics 2022

<b>Population</b>	11,774,683	
<b>Race</b>	White	79%
	African American	12%
	Multi-racial	5%
	Other	4%
<b>Ethnicity (% Hispanic)</b>	4%	
<b>Child Population</b>	2,590,430	
<b>Per Capita Income</b>	\$37,729	
<b>Poverty Rate</b>	All Ages	13%
	Children	18%
<b>Grandparents Raising Grandchildren</b>	85,308	

## Local Agency Response SFY 2023

<b>Reports Screened-In by Agency</b>	84,524	
<b>By Type</b>	Physical Abuse	31%
	Neglect	24%
	Sexual Abuse	8%
	Emotional Maltreatment	1%
	Multiple Allegations	20%
	Family in Need of Services, Dependency, Other	14%
<b>By Category</b>	Abuse or Neglect (Traditional Response)	46%
	Abuse or Neglect (Alternative Response)	40%
	Dependency	5%
	Family in Need of Services	9%
<b>Cases Transferred to Ongoing</b>	9,521	

<b>Children in Custody</b>	<b>SFY 2022</b>	<b>SFY 2023</b>	<b>Change</b>
Total in custody anytime during year	24,317	24,114	-1%
Rate per 1,000 children	9.4	9.3	-1%
Children in IV-E juvenile court custody	273	259	-5%

## Permanency

<b>Children who gained permanency through</b>	<b>SFY 2022</b>	<b>SFY 2023</b>	<b>Change</b>
Reunification	4,065	4,051	0%
Guardianship	318	228	-28%
Custody to Relative	2,103	1,962	-7%
Adoption	1,605	1,468	-9%
<b>Children waiting to be adopted</b>	3,127	3,223	3%

## Youth Aged Out of Care

	<b>SFY 2022</b>	<b>SFY 2023</b>	<b>Change</b>
Number Aged Out	1,004	945	-6%
Number Enrolled in Bridges	1,682	1,136	-32%

## Children Served

	On 7/1/2022		On 7/1/2023	
Total	30,928		29,096	
In Custody	14,833	48%	15,042	52%
In Home	16,095	52%	14,054	48%

## Profile of Children in Custody on 7/1/2023

### Gender

Female	48%
Male	52%

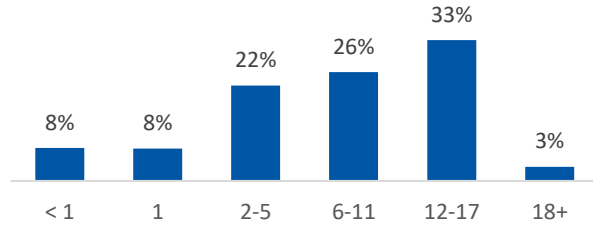
### Race

White	53%
African American	31%
Multiracial	16%
Other	0%

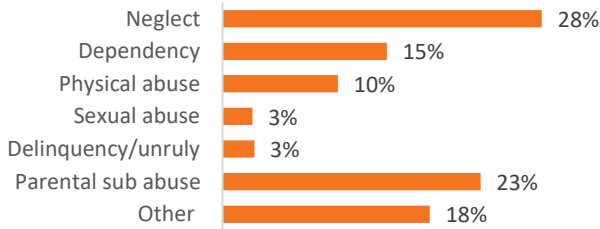
### Ethnicity (% Hispanic)

6%

### Age in Years



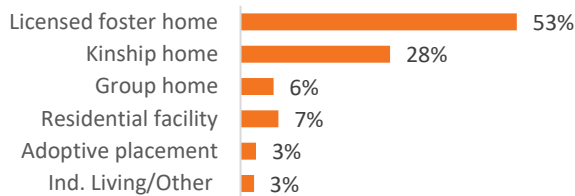
### Primary Reason for Removal



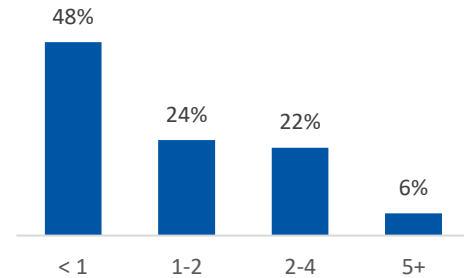
### Type of Custody

Temporary	71%
Permanent	25%
Planned Permanent Living Arrangement	4%

### Placement Type



### Years in Custody



## Profile of Children in Home on 7/1/2023

### Gender

Female	49%
Male	51%

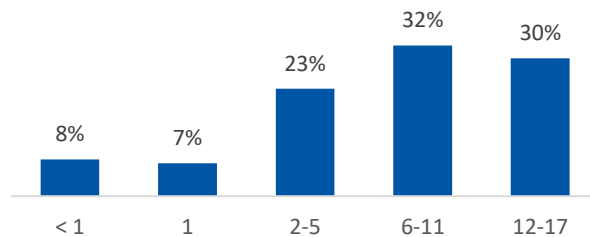
### Race

White	55%
African American	29%
Multiracial	15%
Other	0%

### Ethnicity (% Hispanic)

6%

### Age in Years



# State of Ohio: Children Services Profile

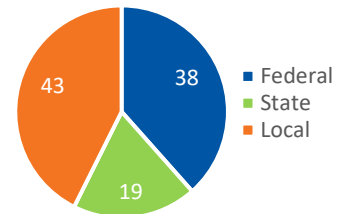
June 2023

## SFY 2023 Public Children Services Spending

### Total Spending by Source

\$1,375,374,687

Federal	\$528,718,605
State	\$260,548,182
State Child Protection Allocation	\$122,373,119
Statewide Programming	\$138,175,063
Local	\$586,107,900



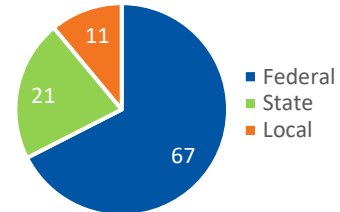
### Adoption Assistance and Subsidies

10% of Total SFY2023 spending

**Total** \$132,596,777

#### By Source

Federal	\$89,483,302
State	\$28,485,302
Local	\$14,628,173



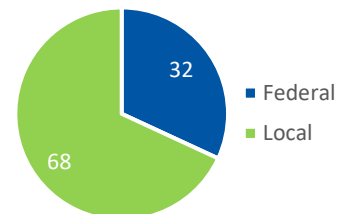
### Placement Costs

31% of Total SFY2023 spending

**Total** \$432,269,729

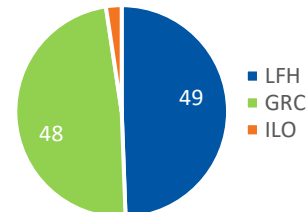
#### By Source

Federal	\$137,868,438
Local	\$294,401,291



#### By Type

Licensed foster home (LFH)	\$213,599,289
Group/residential care (GRC)	\$208,346,932
Independent living/other (ILO)	\$10,323,508



### Contact Information

To report suspected abuse or neglect of a child,  
call toll-free 855-OH-CHILD (855-642-4453)

For data sources and notes, go to  
<https://www.pcsao.org/pdf/factbook/2023/Sources.pdf>