

# Mahoning County: Children Services Profile

June 2023

## County Demographics 2022

<b>Population</b>	227,979	
Race	White	77%
	African American	14%
	Multi-racial	6%
	Other	3%
Ethnicity (% Hispanic)	7%	
<b>Child Population</b>	46,052	
<b>Per Capita Income</b>	\$32,591	
<b>Poverty Rate</b>	All Ages	18%
	Children	27%
<b>Grandparents Raising Grandchildren</b>	1,708	

## Agency Response SFY 2023

<b>Reports Screened-In by Agency</b>	1,192	
<b>By Type</b>	Physical Abuse	28%
	Neglect	19%
	Sexual Abuse	7%
	Emotional Maltreatment	0%
	Multiple Allegations	18%
Family in Need of Services, Dependency, Other	25%	
<b>By Category</b>	Abuse or Neglect (Traditional Response)	16%
	Abuse or Neglect (Alternative Response)	59%
	Dependency	5%
	Family in Need of Services	20%
<b>Cases Transferred to Ongoing</b>	135	

<b>Children in Custody</b>	<b>SFY 2022</b>	<b>SFY 2023</b>	<b>Change</b>
Total in custody anytime during year	368	449	22%
Rate per 1,000 children	8.0	9.8	22%

## Permanency

<b>Children who gained permanency through</b>	<b>SFY 2022</b>	<b>SFY 2023</b>	<b>Change</b>
Reunification	69	61	-12%
Guardianship	10	7	-30%
Custody to Relative	28	30	7%
Adoption	20	13	-35%
<b>Children waiting to be adopted</b>	27	47	74%

## Youth Aged Out of Care

	<b>SFY 2022</b>	<b>SFY 2023</b>	<b>Change</b>
Number Aged Out	12	7	-42%

## Children Served

	On 7/1/2022		On 7/1/2023	
Total	404		458	
In Custody	226	56%	311	68%
In Home	178	44%	147	32%

## Profile of Children in Custody on 7/1/2023

### Gender

Female	54%
Male	46%

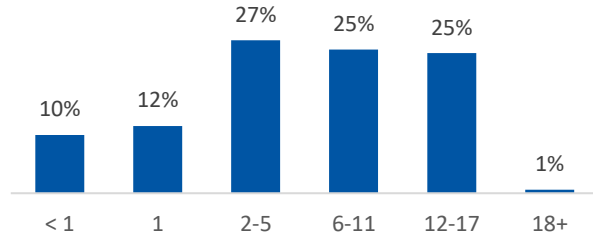
### Race

White	35%
African American	49%
Multiracial	15%
Other	0%

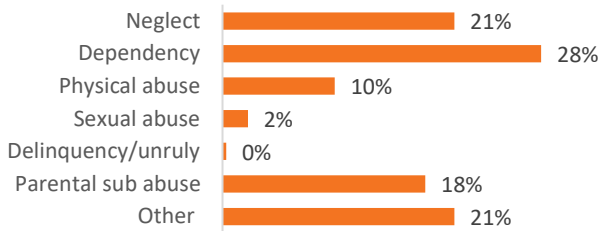
### Ethnicity (% Hispanic)

11%

### Age in Years



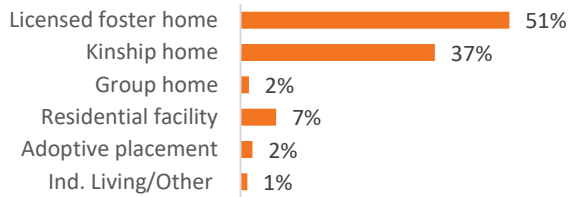
### Primary Reason for Removal



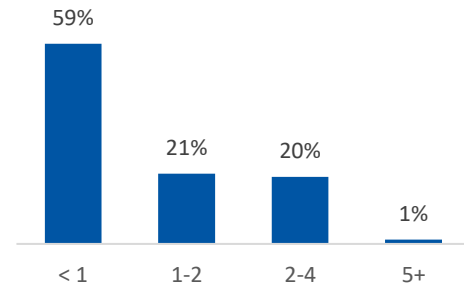
### Type of Custody

Temporary	77%
Permanent	17%
Planned Permanent Living Arrangement	3%

### Placement Type



### Years in Custody



## Profile of Children in Home on 7/1/2023

### Gender

Female	48%
Male	52%

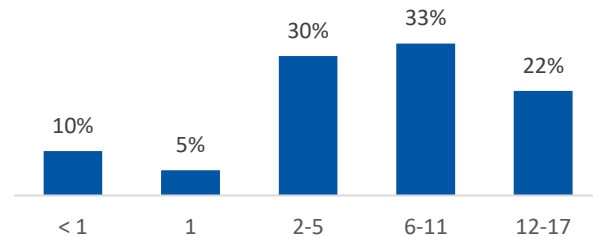
### Race

White	37%
African American	37%
Multiracial	25%
Other	0%

### Ethnicity (% Hispanic)

16%

### Age in Years



### Contact Information

Mahoning County Children Services, 222 W Federal Street,  
Youngstown, OH 44503, (330) 941-8702

For data sources and notes, go to  
<https://www.pcsao.org/pdf/factbook/2023/Sources.pdf>