

# Knox County: Children Services Profile

June 2023

## County Demographics 2022

<b>Population</b>	62,657	
Race	White	95%
	African American	1%
	Multi-racial	3%
	Other	2%
Ethnicity (% Hispanic)	2%	
<b>Child Population</b>	14,348	
<b>Per Capita Income</b>	\$32,543	
<b>Poverty Rate</b>	All Ages	13%
	Children	19%
<b>Grandparents Raising Grandchildren</b>	436	

## Agency Response SFY 2023

<b>Reports Screened-In by Agency</b>	436	
<b>By Type</b>	Physical Abuse	26%
	Neglect	24%
	Sexual Abuse	7%
	Emotional Maltreatment	2%
	Multiple Allegations	32%
	Family in Need of Services, Dependency, Other	6%
<b>By Category</b>	Abuse or Neglect (Traditional Response)	68%
	Abuse or Neglect (Alternative Response)	26%
	Dependency	3%
	Family in Need of Services	3%
<b>Cases Transferred to Ongoing</b>	63	

<b>Children in Custody</b>	<b>SFY 2022</b>	<b>SFY 2023</b>	<b>Change</b>
Total in custody anytime during year	172	139	-19%
Rate per 1,000 children	12.0	9.7	-19%

## Permanency

<b>Children who gained permanency through</b>	<b>SFY 2022</b>	<b>SFY 2023</b>	<b>Change</b>
Reunification	28	36	29%
Guardianship	0	0	-
Custody to Relative	13	7	-46%
Adoption	16	18	13%
<b>Children waiting to be adopted</b>	22	26	18%

## Youth Aged Out of Care

	<b>SFY 2022</b>	<b>SFY 2023</b>	<b>Change</b>
Number Aged Out	11	14	27%

## Children Served

	On 7/1/2022		On 7/1/2023	
Total	224		205	
In Custody	97	43%	60	29%
In Home	127	57%	145	71%

## Profile of Children in Custody on 7/1/2023

### Gender

Female	50%
Male	50%

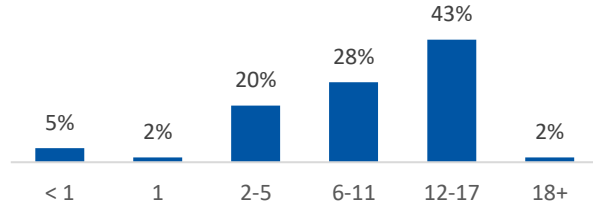
### Race

White	88%
African American	2%
Multiracial	10%
Other	0%

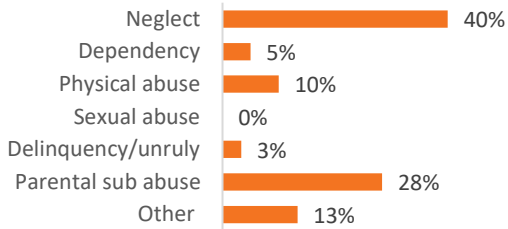
### Ethnicity (% Hispanic)

3%

### Age in Years



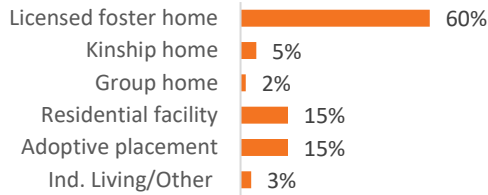
### Primary Reason for Removal



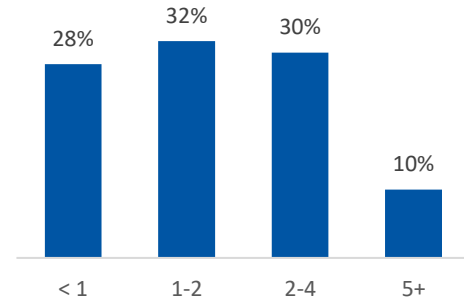
### Type of Custody

Temporary	53%
Permanent	40%
Planned Permanent Living Arrangement	7%

### Placement Type



### Years in Custody



## Profile of Children in Home on 7/1/2023

### Gender

Female	51%
Male	49%

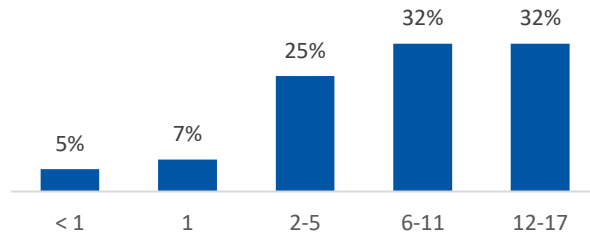
### Race

White	93%
African American	1%
Multiracial	4%
Other	0%

### Ethnicity (% Hispanic)

8%

### Age in Years



### Contact Information

Knox County Job & Family Services, 117 E High St, 4th Floor,  
Mount Vernon, OH 43050, (740) 397-7177

For data sources and notes, go to  
<https://www.pcsao.org/pdf/factbook/2023/Sources.pdf>