

# Fayette County: Children Services Profile

June 2023

## County Demographics 2022

<b>Population</b>		28,901
Race	White	92%
	African American	3%
	Multi-racial	4%
	Other	2%
Ethnicity (% Hispanic)		2%
<b>Child Population</b>		6,763
<b>Per Capita Income</b>		\$30,666
<b>Poverty Rate</b>	All Ages	16%
	Children	23%
<b>Grandparents Raising Grandchildren</b>		342

## Agency Response SFY 2023

<b>Reports Screened-In by Agency</b>		132
<b>By Type</b>	Physical Abuse	46%
	Neglect	12%
	Sexual Abuse	15%
	Emotional Maltreatment	2%
	Multiple Allegations	12%
	Family in Need of Services, Dependency, Other	11%
<b>By Category</b>	Abuse or Neglect (Traditional Response)	74%
	Abuse or Neglect (Alternative Response)	14%
	Dependency	8%
	Family in Need of Services	3%
<b>Cases Transferred to Ongoing</b>		18

<b>Children in Custody</b>	<b>SFY 2022</b>	<b>SFY 2023</b>	<b>Change</b>
Total in custody anytime during year	144	119	-17%
Rate per 1,000 children	21.3	17.6	-17%

## Permanency

<b>Children who gained permanency through</b>	<b>SFY 2022</b>	<b>SFY 2023</b>	<b>Change</b>
Reunification	22	10	-55%
Guardianship	4	1	-75%
Custody to Relative	15	4	-73%
Adoption	15	31	107%
<b>Children waiting to be adopted</b>	16	20	25%

## Youth Aged Out of Care

	<b>SFY 2022</b>	<b>SFY 2023</b>	<b>Change</b>
Number Aged Out	6	4	-33%

## Children Served

	On 7/1/2022		On 7/1/2023	
Total	115		86	
In Custody	83	72%	67	78%
In Home	32	28%	19	22%

## Profile of Children in Custody on 7/1/2023

### Gender

Female	51%
Male	49%

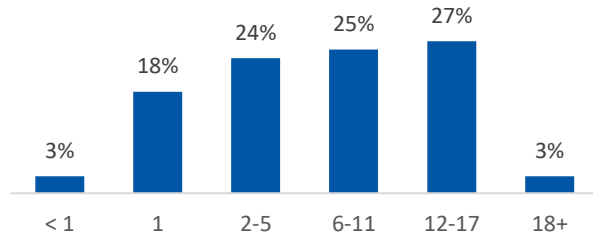
### Race

White	90%
African American	3%
Multiracial	7%
Other	0%

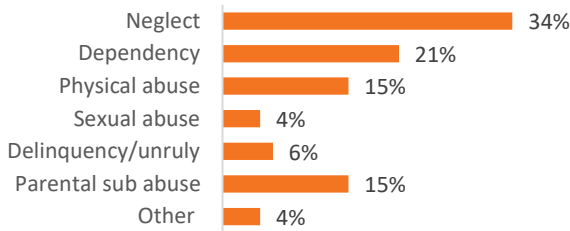
### Ethnicity (% Hispanic)

7%

### Age in Years



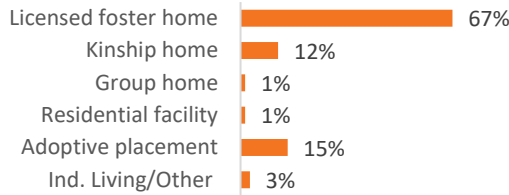
### Primary Reason for Removal



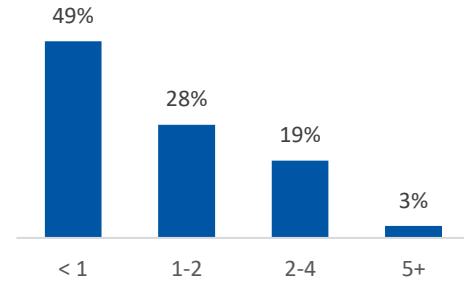
### Type of Custody

Temporary	75%
Permanent	22%
Planned Permanent Living Arrangement	3%

### Placement Type



### Years in Custody



## Profile of Children in Home on 7/1/2023

### Gender

Female	47%
Male	53%

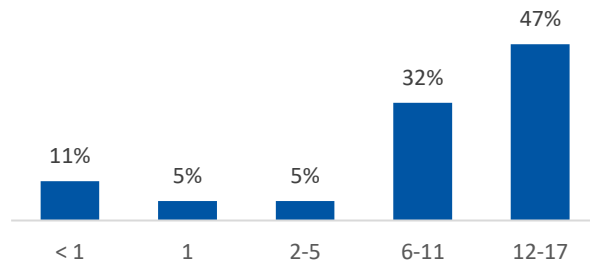
### Race

White	100%
African American	0%
Multiracial	0%
Other	0%

### Ethnicity (% Hispanic)

0%

### Age in Years



### Contact Information

Fayette County Job & Family Services, 133 S. Main Street,  
Washington Court House, OH 43160, (740) 335-0350

For data sources and notes, go to  
<https://www.pcsao.org/pdf/factbook/2023/Sources.pdf>