

Carroll County: Children Services Profile

June 2023

County Demographics 2022

Population	26,761	
Race	White	95%
	African American	1%
	Multi-racial	3%
	Other	0%
Ethnicity (% Hispanic)	1%	
Child Population	5,486	
Per Capita Income	\$33,798	
Poverty Rate	All Ages	12%
	Children	20%
Grandparents Raising Grandchildren	151	

Agency Response SFY 2023

Reports Screened-In by Agency	163	
By Type	Physical Abuse	7%
	Neglect	19%
	Sexual Abuse	7%
	Emotional Maltreatment	1%
	Multiple Allegations	33%
	Family in Need of Services, Dependency, Other	33%
By Category	Abuse or Neglect (Traditional Response)	17%
	Abuse or Neglect (Alternative Response)	50%
	Dependency	3%
	Family in Need of Services	30%
Cases Transferred to Ongoing	12	

Children in Custody	SFY 2022	SFY 2023	Change
Total in custody anytime during year	32	29	-9%
Rate per 1,000 children	5.8	5.3	-9%

Permanency

Children who gained permanency through	SFY 2022	SFY 2023	Change
Reunification	6	6	0%
Guardianship	0	0	-
Custody to Relative	4	5	25%
Adoption	0	4	-
Children waiting to be adopted	3	4	33%

Youth Aged Out of Care

	SFY 2022	SFY 2023	Change
Number Aged Out	2	1	-50%

Children Served

	On 7/1/2022		On 7/1/2023	
Total	47		27	
In Custody	21	45%	13	48%
In Home	26	55%	14	52%

Profile of Children in Custody on 7/1/2023

Gender

Female	69%
Male	31%

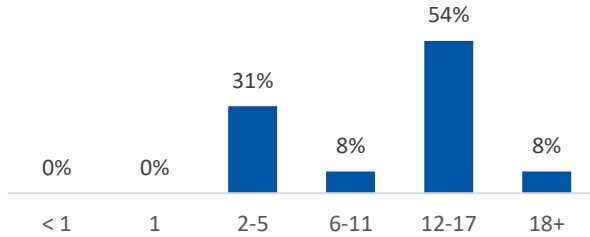
Race

White	77%
African American	8%
Multiracial	15%
Other	0%

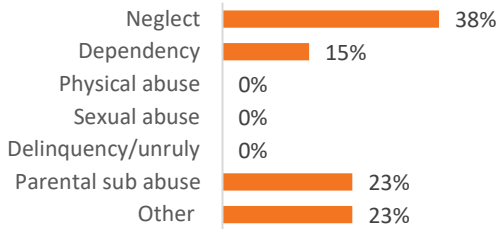
Ethnicity (% Hispanic)

0%

Age in Years



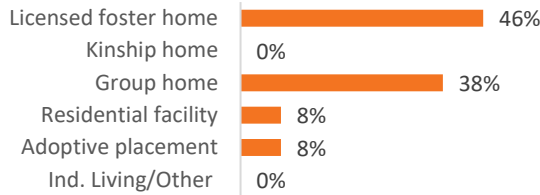
Primary Reason for Removal



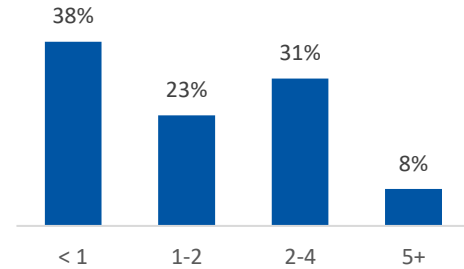
Type of Custody

Temporary	46%
Permanent	23%
Planned Permanent Living Arrangement	31%

Placement Type



Years in Custody



Profile of Children in Home on 7/1/2023

Gender

Female	64%
Male	36%

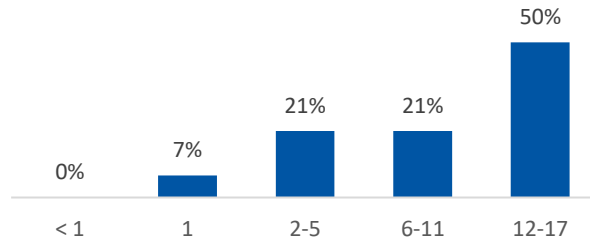
Race

White	100%
African American	0%
Multiracial	0%
Other	0%

Ethnicity (% Hispanic)

0%

Age in Years



Contact Information

Carroll County Job & Family Services, PO Box 219,
Carrollton, OH 44615, (330) 627-5484

For data sources and notes, go to
<https://www.pcsao.org/pdf/factbook/2023/Sources.pdf>