

# Allen County: Children Services Profile

June 2023

## County Demographics 2022

<b>Population</b>		102,087
Race	White	81%
	African American	11%
	Multi-racial	6%
	Other	2%
Ethnicity (% Hispanic)		4%
<b>Child Population</b>		23,888
<b>Per Capita Income</b>		\$31,523
<b>Poverty Rate</b>	All Ages	12%
	Children	17%
<b>Grandparents Raising Grandchildren</b>		700

## Agency Response SFY 2023

<b>Reports Screened-In by Agency</b>		838
<b>By Type</b>	Physical Abuse	22%
	Neglect	38%
	Sexual Abuse	13%
	Emotional Maltreatment	0%
	Multiple Allegations	11%
	Family in Need of Services, Dependency, Other	14%
<b>By Category</b>	Abuse or Neglect (Traditional Response)	23%
	Abuse or Neglect (Alternative Response)	63%
	Dependency	4%
	Family in Need of Services	10%
<b>Cases Transferred to Ongoing</b>		124

<b>Children in Custody</b>	<b>SFY 2022</b>	<b>SFY 2023</b>	<b>Change</b>
Total in custody anytime during year	118	133	13%
Rate per 1,000 children	4.9	5.6	13%

## Permanency

<b>Children who gained permanency through</b>	<b>SFY 2022</b>	<b>SFY 2023</b>	<b>Change</b>
Reunification	9	18	100%
Guardianship	0	1	-
Custody to Relative	3	6	100%
Adoption	10	4	-60%
<b>Children waiting to be adopted</b>	8	6	-25%

## Youth Aged Out of Care

	<b>SFY 2022</b>	<b>SFY 2023</b>	<b>Change</b>
Number Aged Out	5	6	20%

## Children Served

	On 7/1/2022		On 7/1/2023	
Total	401		369	
In Custody	77	19%	86	23%
In Home	324	81%	283	77%

## Profile of Children in Custody on 7/1/2023

### Gender

Female	43%
Male	57%

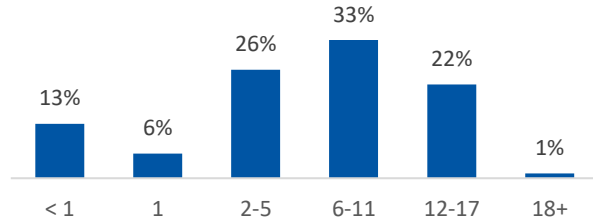
### Race

White	47%
African American	15%
Multiracial	38%
Other	0%

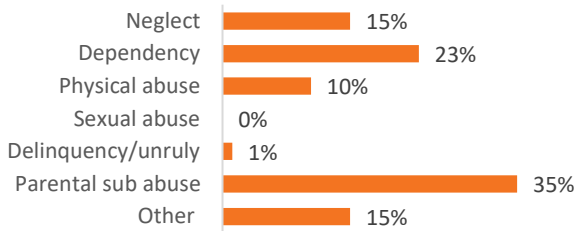
### Ethnicity (% Hispanic)

9%

### Age in Years



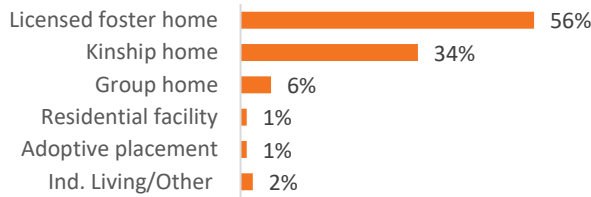
### Primary Reason for Removal



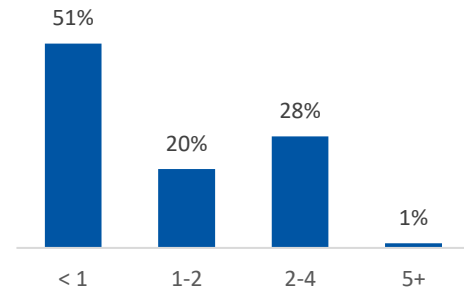
### Type of Custody

Temporary	74%
Permanent	22%
Planned Permanent Living Arrangement	3%

### Placement Type



### Years in Custody



## Profile of Children in Home on 7/1/2023

### Gender

Female	52%
Male	48%

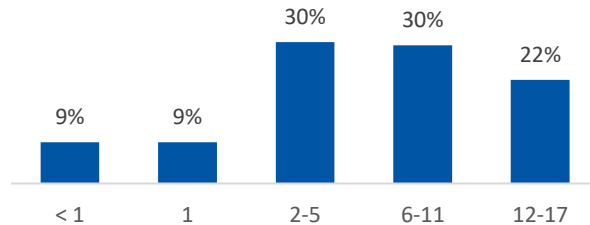
### Race

White	58%
African American	21%
Multiracial	22%
Other	0%

### Ethnicity (% Hispanic)

5%

### Age in Years



### Contact Information

Allen County Children Services, 123 West Spring Street, Lima, OH 45801, (419) 227-8590

For data sources and notes, go to <https://www.pcsao.org/pdf/factbook/2023/Sources.pdf>