

Gallia County: Children Services Profile

June 2022

County Demographics 2021

Population		29,369
Race	White	93%
	African American	2%
	Multi-racial	3%
	Other	2%
Ethnicity (% Hispanic)		1%
Child Population		6,814
Per Capita Income		\$26,484
Poverty Rate	All Ages	16%
	Children	21%
Grandparents Raising Grandchildren		280

Agency Response SFY 2022

Reports Screened-In by Agency		221
By Type	Physical Abuse	19%
	Neglect	33%
	Sexual Abuse	12%
	Emotional Maltreatment	1%
	Multiple Allegations	26%
	Family in Need of Services, Dependency, Other	7%
By Category	Abuse or Neglect (Traditional Response)	51%
	Abuse or Neglect (Alternative Response)	42%
	Dependency	1%
	Family in Need of Services	6%
Cases Transferred to Ongoing		47

Children in Custody	SFY 2021	SFY 2022	Change
Total in custody anytime during year	83	54	-35%
Rate per 1,000 children	12.2	7.9	-35%

Permanency

Children who gained permanency through	SFY 2021	SFY 2022	Change
Reunification	27	13	-52%
Guardianship	2	1	-50%
Custody to Relative	17	4	-76%
Adoption	0	1	-
Children waiting to be adopted	0	2	-

Youth Aged Out of Care

	SFY 2021	SFY 2022	Change
Number Aged Out	1	1	0%

Children Served

	On 7/1/2021		On 7/1/2022	
Total	84		77	
In Custody	28	33%	26	34%
In Home	56	67%	51	66%

Profile of Children in Custody on 7/1/2022

Gender

Female	58%
Male	42%

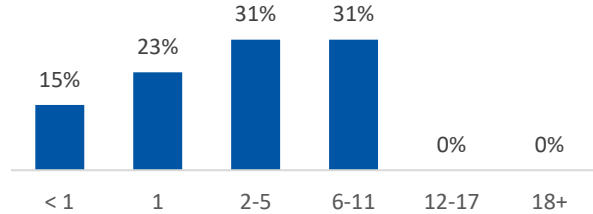
Race

White	92%
African American	0%
Multiracial	8%
Other	0%

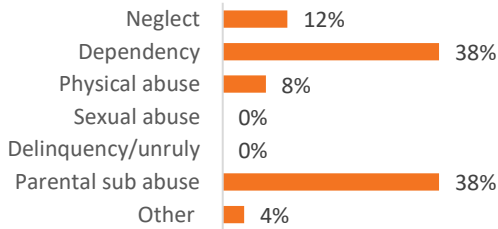
Ethnicity (% Hispanic)

0%

Age in Years



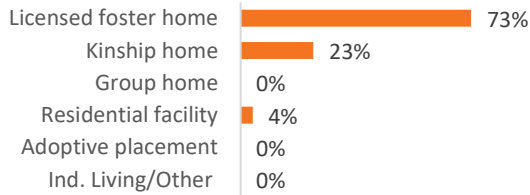
Primary Reason for Removal



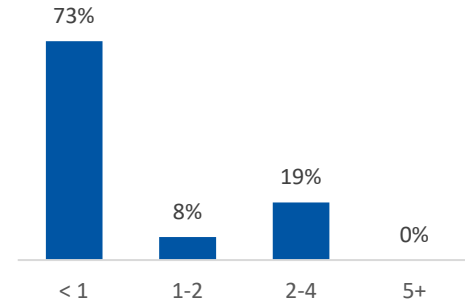
Type of Custody

Temporary	65%
Permanent	31%
Planned Permanent Living Arrangement	0%

Placement Type



Years in Custody



Profile of Children in Home on 7/1/2022

Gender

Female	35%
Male	65%

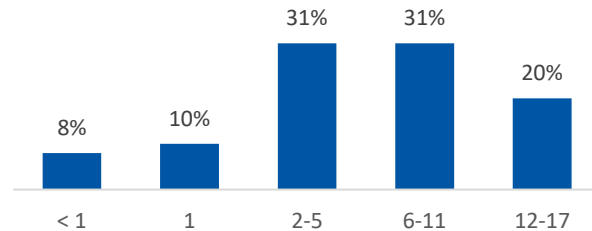
Race

White	88%
African American	0%
Multiracial	12%
Other	0%

Ethnicity (% Hispanic)

0%

Age in Years



Gallia County Job & Family Services, 848 Third Avenue,
Gallipolis, OH, 45631, (740) 446-4963

For data sources and notes, go to
<https://www.pcsao.org/pdf/factbook/2022/Sources.pdf>