

# Warren County: Children Services Profile

June 2020

## County Demographics 2019

<b>Population</b>	229,132	
Race	White	88%
	African American	3%
	Multi-racial	2%
	Other	6%
Ethnicity (% Hispanic)	3%	
<b>Child Population</b>	57,283	
<b>Per Capita Income</b>	\$41,792	
<b>Poverty Rate</b>	All Ages	5%
	Children	5%
<b>Grandparents Raising Grandchildren</b>	1,319	

## Agency Response SFY 2020

<b>Reports Screened-In by Agency</b>	789	
<b>By Type</b>	Physical Abuse	22%
	Neglect	27%
	Sexual Abuse	14%
	Emotional Maltreatment	1%
	Multiple Allegations	13%
	Families in Need of Assistance, Dependency, Other	21%
<b>By Category</b>	Abuse or Neglect (Traditional Response)	42%
	Abuse or Neglect (Alternative Response)	37%
	Dependency	3%
	Families in Need of Assistance	18%
<b>Cases Transferred to Ongoing</b>	142	

<b>Children in Custody</b>	<b>SFY 2018</b>	<b>SFY 2020</b>	<b>Change</b>
Total in custody anytime during year	346	240	-31%
Rate per 1,000 children	6.0	4.2	-31%

## Permanency

<b>Children who gained permanency through</b>	<b>SFY 2018</b>	<b>SFY 2020</b>	<b>Change</b>
Reunification	50	31	-38%
Guardianship	8	7	-13%
Custody to Relative	31	9	-71%
Adoption	22	35	59%
<b>Children waiting to be adopted</b>	39	39	0%

## Youth Aged Out of Care

	<b>SFY 2018</b>	<b>SFY 2020</b>	<b>Change</b>
Number Aged Out	7	9	29%

## Children Served

	On 7/1/2018		On 7/1/2020	
Total	393		345	
In Custody	225	57%	147	43%
In Home	168	43%	198	57%

## Profile of Children in Custody on 7/1/2020

### Gender

Female	50%
Male	50%

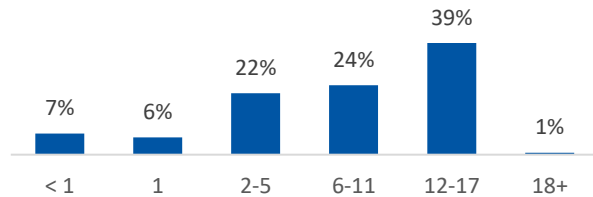
### Race

White	90%
African American	1%
Multiracial	6%
Other	1%

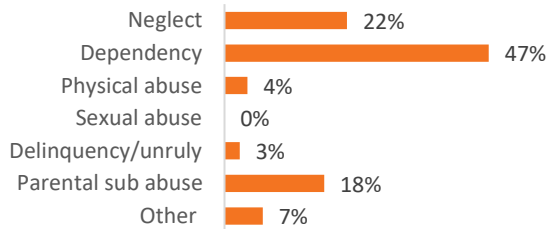
### Ethnicity (% Hispanic)

8%

### Age in Years



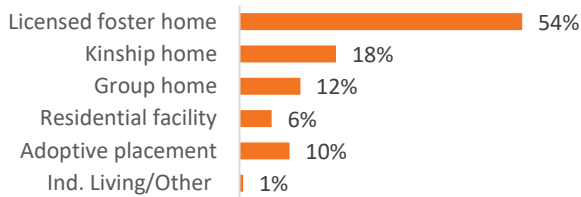
### Primary Reason for Removal



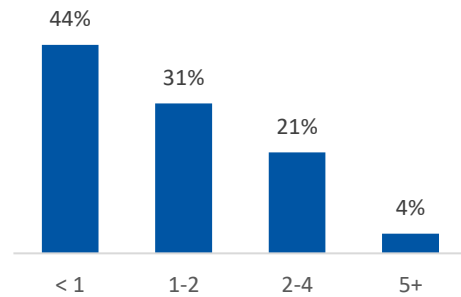
### Type of Custody

Temporary	68%
Permanent	29%
Planned Permanent Living Arrangement	3%

### Placement Type



### Years in Custody



## Profile of Children in Home on 7/1/2020

### Gender

Female	51%
Male	49%

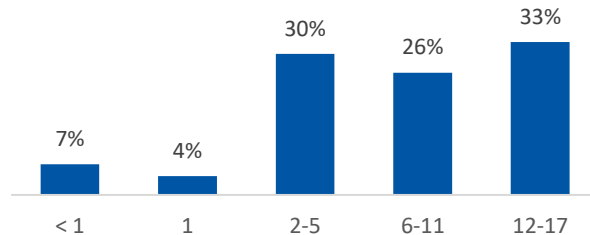
### Race

White	82%
African American	5%
Multiracial	7%
Other	1%

### Ethnicity (% Hispanic)

5%

### Age in Years



### Contact Information

Warren County Children Services, 416 S. East Street,  
Lebanon, OH, 45036, (513) 695-1546

For data sources and notes, go to  
<https://www.pcsao.org/pdf/factbook/2020/Sources.pdf>