

# Union County: Children Services Profile

June 2020

## County Demographics 2019

<b>Population</b>	56,707	
Race	White	91%
	African American	3%
	Multi-racial	2%
	Other	5%
Ethnicity (% Hispanic)	2%	
<b>Child Population</b>	14,007	
<b>Per Capita Income</b>	\$37,384	
<b>Poverty Rate</b>	All Ages	6%
	Children	7%
<b>Grandparents Raising Grandchildren</b>	186	

## Agency Response SFY 2020

<b>Reports Screened-In by Agency</b>	275	
<b>By Type</b>	Physical Abuse	20%
	Neglect	13%
	Sexual Abuse	12%
	Emotional Maltreatment	2%
	Multiple Allegations	33%
	Families in Need of Assistance, Dependency, Other	17%
<b>By Category</b>	Abuse or Neglect (Traditional Response)	33%
	Abuse or Neglect (Alternative Response)	50%
	Dependency	7%
	Families in Need of Assistance	10%
<b>Cases Transferred to Ongoing</b>	47	

<b>Children in Custody</b>	<b>SFY 2018</b>	<b>SFY 2020</b>	<b>Change</b>
Total in custody anytime during year	61	70	15%
Rate per 1,000 children	4.4	5.0	15%

## Permanency

<b>Children who gained permanency through</b>	<b>SFY 2018</b>	<b>SFY 2020</b>	<b>Change</b>
Reunification	15	11	-27%
Guardianship	3	3	0%
Custody to Relative	13	1	-92%
Adoption	2	1	-50%
<b>Children waiting to be adopted</b>	6	4	-33%

## Youth Aged Out of Care

	<b>SFY 2018</b>	<b>SFY 2020</b>	<b>Change</b>
Number Aged Out	2	1	-50%

## Children Served

	On 7/1/2018		On 7/1/2020	
Total	100		148	
In Custody	22	22%	53	36%
In Home	78	78%	95	64%

## Profile of Children in Custody on 7/1/2020

### Gender

Female	42%
Male	58%

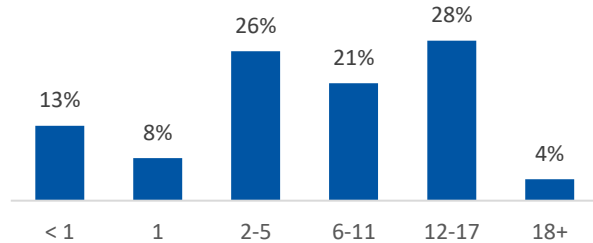
### Race

White	62%
African American	4%
Multiracial	34%
Other	0%

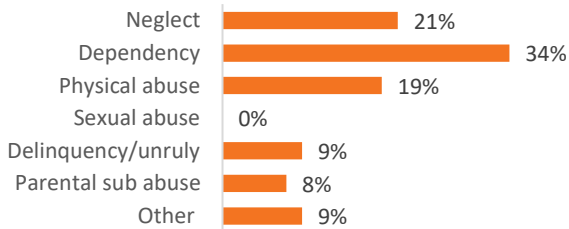
### Ethnicity (% Hispanic)

6%

### Age in Years



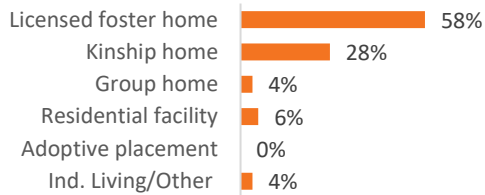
### Primary Reason for Removal



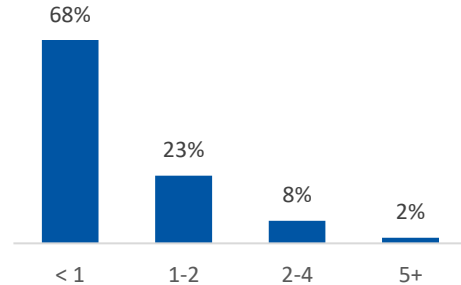
### Type of Custody

Temporary	87%
Permanent	11%
Planned Permanent Living Arrangement	2%

### Placement Type



### Years in Custody



## Profile of Children in Home on 7/1/2020

### Gender

Female	49%
Male	51%

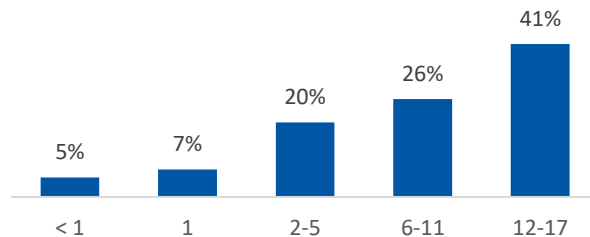
### Race

White	63%
African American	4%
Multiracial	21%
Other	1%

### Ethnicity (% Hispanic)

2%

### Age in Years



### Contact Information

Union County Human Services, 940 London Ave.,  
Marysville, OH, 43040, (937) 644-1010

For data sources and notes, go to  
<https://www.pcsao.org/pdf/factbook/2020/Sources.pdf>