

# Trumbull County: Children Services Profile

June 2020

## County Demographics 2019

<b>Population</b>	200,367	
Race	White	89%
	African American	8%
	Multi-racial	3%
	Other	1%
Ethnicity (% Hispanic)	2%	
<b>Child Population</b>	41,276	
<b>Per Capita Income</b>	\$26,935	
<b>Poverty Rate</b>	All Ages	17%
	Children	28%
<b>Grandparents Raising Grandchildren</b>	1,818	

## Agency Response SFY 2020

<b>Reports Screened-In by Agency</b>	1,608	
<b>By Type</b>	Physical Abuse	29%
	Neglect	28%
	Sexual Abuse	5%
	Emotional Maltreatment	0%
	Multiple Allegations	12%
	Families in Need of Assistance, Dependency, Other	22%
<b>By Category</b>	Abuse or Neglect (Traditional Response)	12%
	Abuse or Neglect (Alternative Response)	65%
	Dependency	5%
	Families in Need of Assistance	18%
<b>Cases Transferred to Ongoing</b>	166	

<b>Children in Custody</b>	<b>SFY 2018</b>	<b>SFY 2020</b>	<b>Change</b>
Total in custody anytime during year	247	234	-5%
Rate per 1,000 children	6.0	5.7	-5%

## Permanency

<b>Children who gained permanency through</b>	<b>SFY 2018</b>	<b>SFY 2020</b>	<b>Change</b>
Reunification	50	47	-6%
Guardianship	32	22	-31%
Custody to Relative	7	1	-86%
Adoption	25	9	-64%
<b>Children waiting to be adopted</b>	15	29	93%

## Youth Aged Out of Care

	<b>SFY 2018</b>	<b>SFY 2020</b>	<b>Change</b>
Number Aged Out	9	7	-22%

## Children Served

	On 7/1/2018		On 7/1/2020	
Total	285		296	
In Custody	131	46%	150	51%
In Home	154	54%	146	49%

## Profile of Children in Custody on 7/1/2020

### Gender

Female	39%
Male	61%

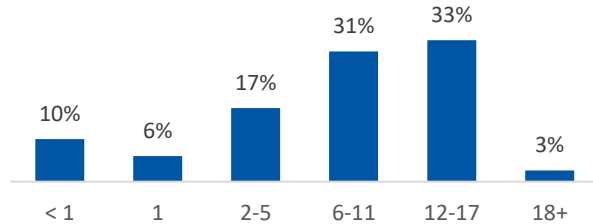
### Race

White	63%
African American	14%
Multiracial	21%
Other	3%

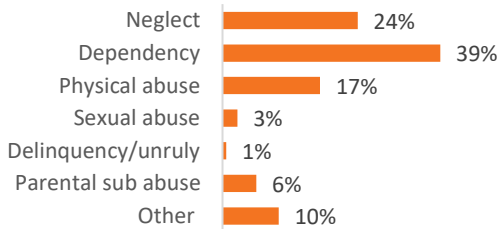
### Ethnicity (% Hispanic)

4%

### Age in Years



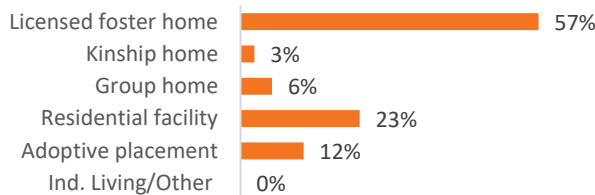
### Primary Reason for Removal



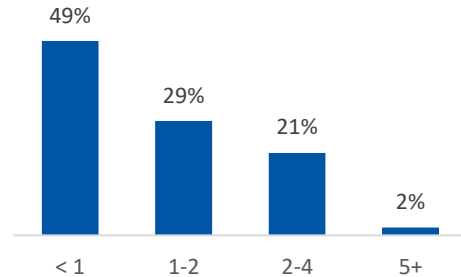
### Type of Custody

Temporary	70%
Permanent	24%
Planned Permanent Living Arrangement	5%

### Placement Type



### Years in Custody



## Profile of Children in Home on 7/1/2020

### Gender

Female	51%
Male	49%

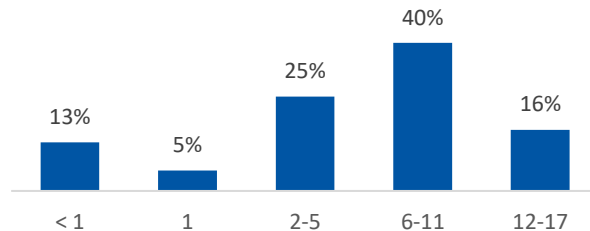
### Race

White	71%
African American	12%
Multiracial	15%
Other	0%

### Ethnicity (% Hispanic)

0%

### Age in Years



### Contact Information

Trumbull County Children Services, 2282 Reeves Rd NE,  
Warren, OH, 44483, (330) 372-2010

For data sources and notes, go to  
<https://www.pcsao.org/pdf/factbook/2020/Sources.pdf>