

State of Ohio: Children Services Profile

June 2020

State Demographics 2019

Population	11,655,397	
Race	White	81%
	African American	12%
	Multi-racial	3%
	Other	3%
Ethnicity (% Hispanic)	4%	
Child Population	2,610,809	
Per Capita Income	\$31,552	
Poverty Rate	All Ages	14%
	Children	20%
Grandparents Raising Grandchildren	91,845	

Local Agency Response SFY 2020

Reports Screened-In by Agency	94,973	
By Type	Physical Abuse	31%
	Neglect	25%
	Sexual Abuse	9%
	Emotional Maltreatment	1%
	Multiple Allegations	20%
	Families in Need of Assistance, Dependency, Other	13%
By Category	Abuse or Neglect (Traditional Response)	48%
	Abuse or Neglect (Alternative Response)	39%
	Dependency	4%
	Families in Need of Assistance	9%
Cases Transferred to Ongoing	12,278	

Children in Custody	SFY 2018	SFY 2020	Change
Total in custody anytime during year	27,138	26,753	-1%
Rate per 1,000 children	10.4	10.3	-1%
Children in IV-E juvenile court custody	666	396	-41%

Permanency

Children who gained permanency through	SFY 2018	SFY 2020	Change
Reunification	5,102	4,746	-7%
Guardianship	858	546	-36%
Custody to Relative	2,558	1,887	-26%
Adoption	1,543	1,453	-6%
Children waiting to be adopted	2,578	3,104	20%

Youth Aged Out of Care

	SFY 2018	SFY 2020	Change
Number Aged Out	1,060	1,007	-5%
Number Enrolled in Bridges	201	1,093	444%

Children Served

	On 7/1/2018		On 7/1/2020	
Total	35,899		34,836	
In Custody	16,045	45%	16,649	48%
In Home	19,854	55%	18,187	52%

Profile of Children in Custody on 7/1/2020

Gender

Female	47%
Male	53%

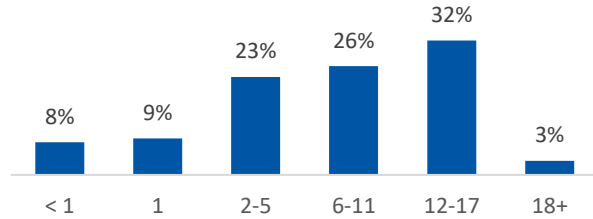
Race

White	53%
African American	32%
Multiracial	14%
Other	0%

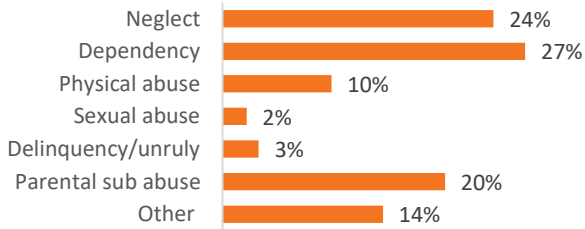
Ethnicity (% Hispanic)

6%

Age in Years



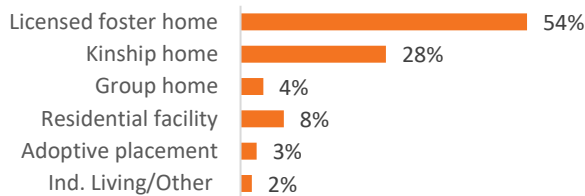
Primary Reason for Removal



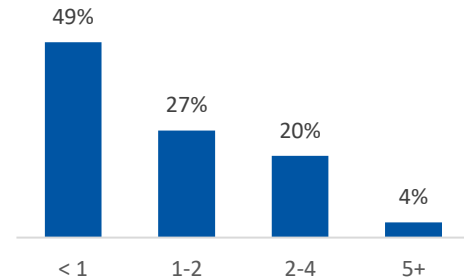
Type of Custody

Temporary	75%
Permanent	21%
Planned Permanent Living Arrangement	3%

Placement Type



Years in Custody



Profile of Children in Home on 7/1/2020

Gender

Female	49%
Male	51%

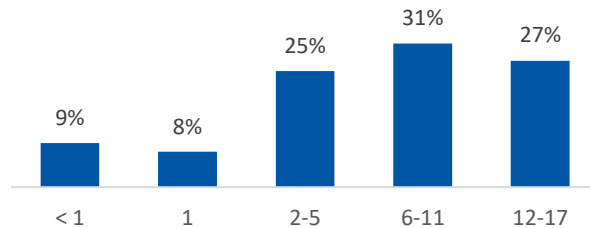
Race

White	55%
African American	31%
Multiracial	13%
Other	0%

Ethnicity (% Hispanic)

6%

Age in Years



State of Ohio: Children Services Profile

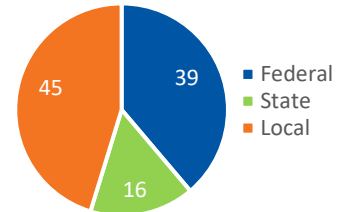
June 2020

SFY 2020 Public Children Services Spending

Total Spending by Source

\$1,201,387,364

Federal	\$466,379,108
State	\$191,314,391
State Child Protection Allocation	\$110,040,010
Statewide Programming	\$81,274,381
Local	\$543,693,865



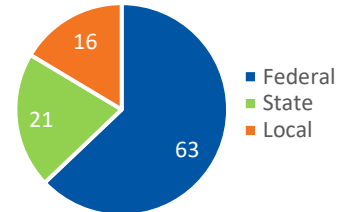
Adoption Assistance and Subsidies

9% of Total SFY2020 spending

Total \$113,966,694

By Source

Federal	\$71,682,459
State	\$23,575,117
Local	\$18,709,118



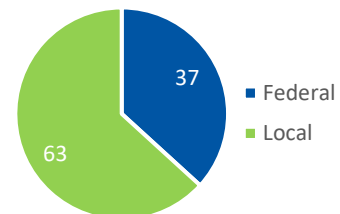
Placement Costs

35% of Total SFY2020 spending

Total \$418,567,624

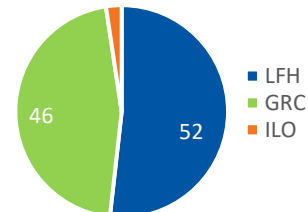
By Source

Federal	\$153,910,606
Local	\$264,657,018



By Type

Licensed Foster Home (LFH)	\$216,773,608
Group/Residential Care (GRC)	\$191,847,493
Independent Living/Other (ILO)	\$9,946,524



Contact Information

To report suspected abuse or neglect of a child,
call toll-free 855-OH-CHILD (855-642-4453)

For data sources and notes, go to
<https://www.pcsao.org/pdf/factbook/2020/Sources.pdf>