

# Stark County: Children Services Profile

June 2020

## County Demographics 2019

<b>Population</b>		372,404
Race	White	88%
	African American	8%
	Multi-racial	3%
	Other	2%
Ethnicity (% Hispanic)		2%
<b>Child Population</b>		80,439
<b>Per Capita Income</b>		\$29,495
<b>Poverty Rate</b>	All Ages	14%
	Children	21%
<b>Grandparents Raising Grandchildren</b>		1,979

## Agency Response SFY 2020

<b>Reports Screened-In by Agency</b>		2,918
<b>By Type</b>	Physical Abuse	20%
	Neglect	33%
	Sexual Abuse	11%
	Emotional Maltreatment	1%
	Multiple Allegations	22%
	Families in Need of Assistance, Dependency, Other	12%
<b>By Category</b>	Abuse or Neglect (Traditional Response)	16%
	Abuse or Neglect (Alternative Response)	72%
	Dependency	5%
	Families in Need of Assistance	7%
<b>Cases Transferred to Ongoing</b>		249

<b>Children in Custody</b>	<b>SFY 2018</b>	<b>SFY 2020</b>	<b>Change</b>
Total in custody anytime during year	670	558	-17%
Rate per 1,000 children	8.3	6.9	-17%

## Permanency

<b>Children who gained permanency through</b>	<b>SFY 2018</b>	<b>SFY 2020</b>	<b>Change</b>
Reunification	56	60	7%
Guardianship	14	7	-50%
Custody to Relative	104	94	-10%
Adoption	61	42	-31%
<b>Children waiting to be adopted</b>	51	57	12%

## Youth Aged Out of Care

	<b>SFY 2018</b>	<b>SFY 2020</b>	<b>Change</b>
Number Aged Out	21	15	-29%

## Children Served

	On 7/1/2018		On 7/1/2020	
Total	628		601	
In Custody	407	65%	338	56%
In Home	221	35%	263	44%

## Profile of Children in Custody on 7/1/2020

### Gender

Female	50%
Male	50%

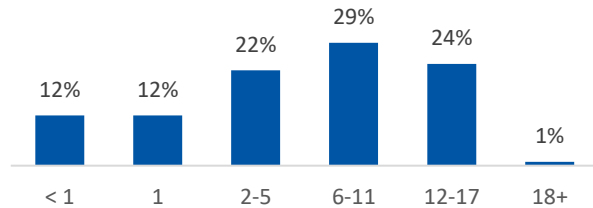
### Race

White	59%
African American	21%
Multiracial	20%
Other	0%

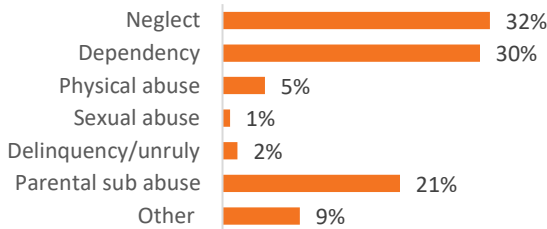
### Ethnicity (% Hispanic)

3%

### Age in Years



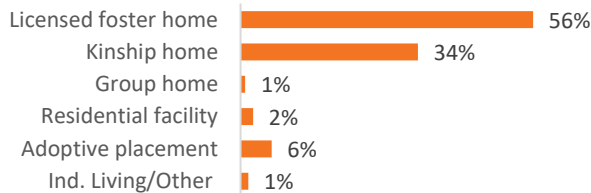
### Primary Reason for Removal



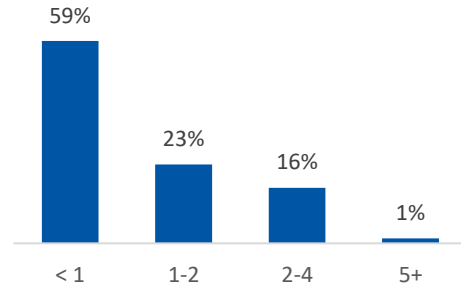
### Type of Custody

Temporary	74%
Permanent	26%
Planned Permanent Living Arrangement	0%

### Placement Type



### Years in Custody



## Profile of Children in Home on 7/1/2020

### Gender

Female	52%
Male	48%

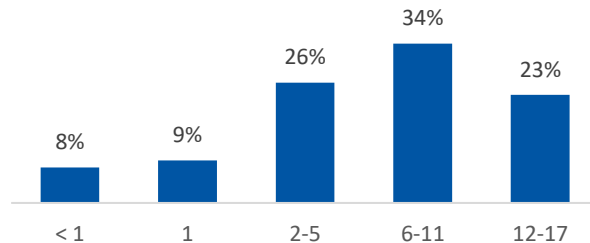
### Race

White	66%
African American	20%
Multiracial	14%
Other	0%

### Ethnicity (% Hispanic)

5%

### Age in Years



### Contact Information

Stark County Job & Family Services, 221 3rd Street SE,  
Canton, OH, 44702, (330) 451-8704

For data sources and notes, go to  
<https://www.pcsao.org/pdf/factbook/2020/Sources.pdf>