

# Logan County: Children Services Profile

June 2020

## County Demographics 2019

<b>Population</b>		45,316
Race	White	95%
	African American	2%
	Multi-racial	2%
	Other	1%
Ethnicity (% Hispanic)		2%
<b>Child Population</b>		10,604
<b>Per Capita Income</b>		\$29,424
<b>Poverty Rate</b>	All Ages	11%
	Children	15%
<b>Grandparents Raising Grandchildren</b>		545

## Agency Response SFY 2020

<b>Reports Screened-In by Agency</b>		490
<b>By Type</b>	Physical Abuse	27%
	Neglect	15%
	Sexual Abuse	10%
	Emotional Maltreatment	1%
	Multiple Allegations	27%
	Families in Need of Assistance, Dependency, Other	19%
<b>By Category</b>	Abuse or Neglect (Traditional Response)	50%
	Abuse or Neglect (Alternative Response)	31%
	Dependency	4%
	Families in Need of Assistance	15%
<b>Cases Transferred to Ongoing</b>		92

<b>Children in Custody</b>	<b>SFY 2018</b>	<b>SFY 2020</b>	<b>Change</b>
Total in custody anytime during year	97	107	10%
Rate per 1,000 children	9.2	10.1	10%

## Permanency

<b>Children who gained permanency through</b>	<b>SFY 2018</b>	<b>SFY 2020</b>	<b>Change</b>
Reunification	25	23	-8%
Guardianship	2	2	0%
Custody to Relative	7	4	-43%
Adoption	7	10	43%
<b>Children waiting to be adopted</b>	3	18	500%

## Youth Aged Out of Care

	<b>SFY 2018</b>	<b>SFY 2020</b>	<b>Change</b>
Number Aged Out	1	2	100%

## Children Served

	On 7/1/2018		On 7/1/2020	
Total	212		195	
In Custody	62	29%	69	35%
In Home	150	71%	126	65%

## Profile of Children in Custody on 7/1/2020

### Gender

Female	49%
Male	51%

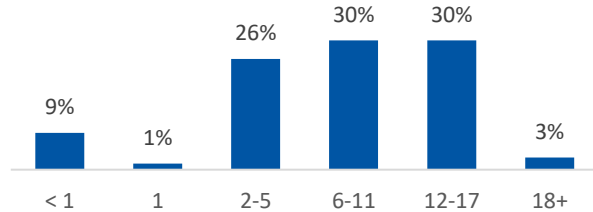
### Race

White	77%
African American	7%
Multiracial	16%
Other	0%

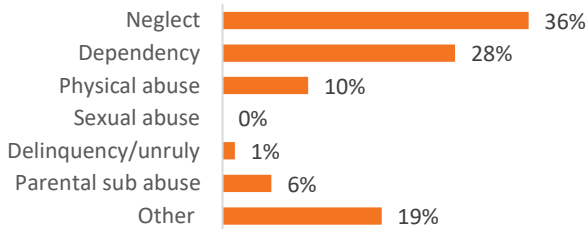
### Ethnicity (% Hispanic)

3%

### Age in Years



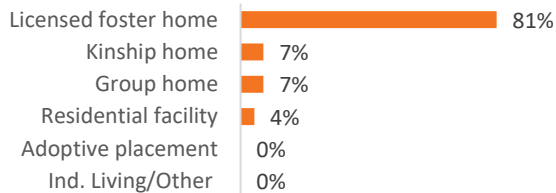
### Primary Reason for Removal



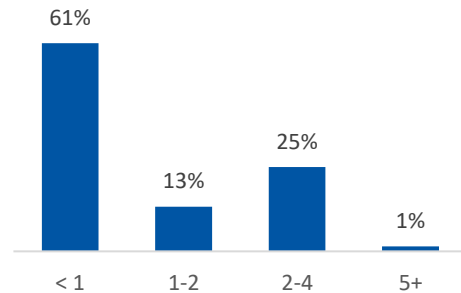
### Type of Custody

Temporary	70%
Permanent	26%
Planned Permanent Living Arrangement	4%

### Placement Type



### Years in Custody



## Profile of Children in Home on 7/1/2020

### Gender

Female	56%
Male	44%


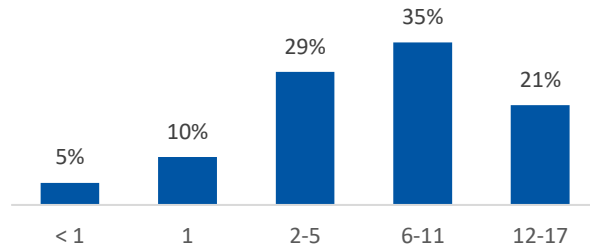
### Race

White	79%
African American	3%
Multiracial	17%
Other	0%

### Ethnicity (% Hispanic)

6%

### Age in Years



### Contact Information

Logan County Children Services, 1855 State Route 47 West,  
Bellefontaine, OH, 43311, (937) 599-7290

For data sources and notes, go to  
<https://www.pcsao.org/pdf/factbook/2020/Sources.pdf>