

# Lake County: Children Services Profile

June 2020

## County Demographics 2019

<b>Population</b>	229,954	
Race	White	91%
	African American	4%
	Multi-racial	2%
	Other	2%
Ethnicity (% Hispanic)	4%	
<b>Child Population</b>	46,681	
<b>Per Capita Income</b>	\$34,409	
Poverty Rate	All Ages	8%
	Children	12%
<b>Grandparents Raising Grandchildren</b>	1,077	

## Agency Response SFY 2020

<b>Reports Screened-In by Agency</b>	1,149	
By Type	Physical Abuse	31%
	Neglect	20%
	Sexual Abuse	6%
	Emotional Maltreatment	10%
	Multiple Allegations	11%
	Families in Need of Assistance, Dependency, Other	20%
By Category	Abuse or Neglect (Traditional Response)	30%
	Abuse or Neglect (Alternative Response)	51%
	Dependency	8%
	Families in Need of Assistance	11%
<b>Cases Transferred to Ongoing</b>	64	

Children in Custody	SFY 2018	SFY 2020	Change
Total in custody anytime during year	145	133	-8%
Rate per 1,000 children	3.1	2.9	-8%

## Permanency

Children who gained permanency through	SFY 2018	SFY 2020	Change
Reunification	29	25	-14%
Guardianship	1	1	0%
Custody to Relative	14	5	-64%
Adoption	22	7	-68%
<b>Children waiting to be adopted</b>	11	7	-36%

## Youth Aged Out of Care

	SFY 2018	SFY 2020	Change
Number Aged Out	16	11	-31%

## Children Served

	On 7/1/2018		On 7/1/2020	
Total	282		279	
In Custody	69	24%	83	30%
In Home	213	76%	196	70%

## Profile of Children in Custody on 7/1/2020

### Gender

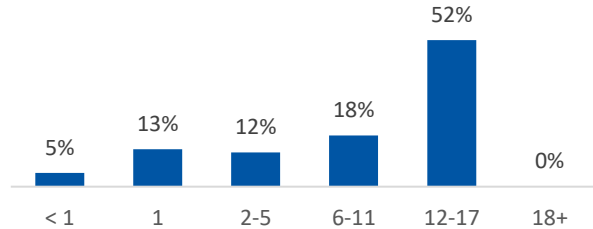
Female	52%
Male	48%

### Race

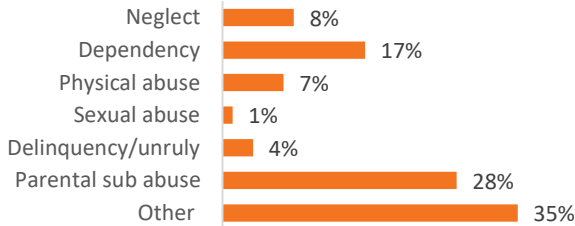
White	61%
African American	11%
Multiracial	28%
Other	0%

**Ethnicity (% Hispanic)** 11%

### Age in Years



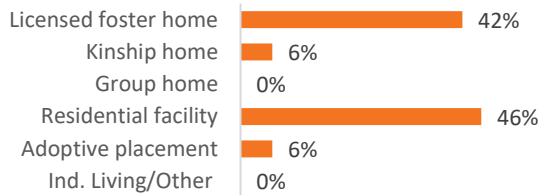
### Primary Reason for Removal



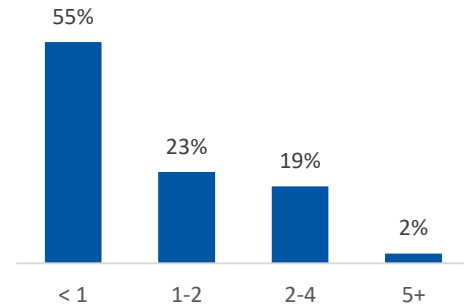
### Type of Custody

Temporary	78%
Permanent	12%
Planned Permanent Living Arrangement	10%

### Placement Type



### Years in Custody



## Profile of Children in Home on 7/1/2020

### Gender

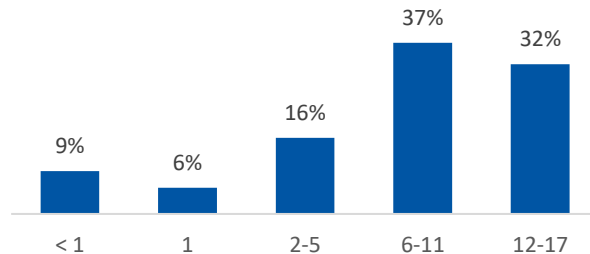
Female	47%
Male	53%

### Race

White	72%
African American	14%
Multiracial	12%
Other	0%

**Ethnicity (% Hispanic)** 7%

### Age in Years



Contact Information

Lake County Job & Family Services, 177 Main St.,  
Painesville, OH, 44077, (440) 350-4000

For data sources and notes, go to  
<https://www.pcsao.org/pdf/factbook/2020/Sources.pdf>