

# Knox County: Children Services Profile

June 2020

## County Demographics 2019

<b>Population</b>		61,481
Race	White	96%
	African American	1%
	Multi-racial	2%
	Other	1%
Ethnicity (% Hispanic)		2%
<b>Child Population</b>		14,018
<b>Per Capita Income</b>		\$26,390
<b>Poverty Rate</b>	All Ages	13%
	Children	20%
<b>Grandparents Raising Grandchildren</b>		483

## Agency Response SFY 2020

<b>Reports Screened-In by Agency</b>		615
<b>By Type</b>	Physical Abuse	22%
	Neglect	25%
	Sexual Abuse	10%
	Emotional Maltreatment	1%
	Multiple Allegations	33%
	Families in Need of Assistance, Dependency, Other	6%
<b>By Category</b>	Abuse or Neglect (Traditional Response)	72%
	Abuse or Neglect (Alternative Response)	22%
	Dependency	2%
	Families in Need of Assistance	4%
<b>Cases Transferred to Ongoing</b>		104

<b>Children in Custody</b>	<b>SFY 2018</b>	<b>SFY 2020</b>	<b>Change</b>
Total in custody anytime during year	173	223	29%
Rate per 1,000 children	12.3	15.9	29%

## Permanency

<b>Children who gained permanency through</b>	<b>SFY 2018</b>	<b>SFY 2020</b>	<b>Change</b>
Reunification	25	44	76%
Guardianship	29	5	-83%
Custody to Relative	4	8	100%
Adoption	0	2	-
<b>Children waiting to be adopted</b>	0	12	-

## Youth Aged Out of Care

	<b>SFY 2018</b>	<b>SFY 2020</b>	<b>Change</b>
Number Aged Out	6	4	-33%

## Children Served

	On 7/1/2018		On 7/1/2020	
Total	275		315	
In Custody	110	40%	153	49%
In Home	165	60%	162	51%

## Profile of Children in Custody on 7/1/2020

### Gender

Female	49%
Male	51%

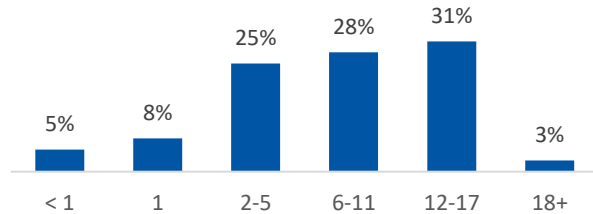
### Race

White	92%
African American	3%
Multiracial	6%
Other	0%

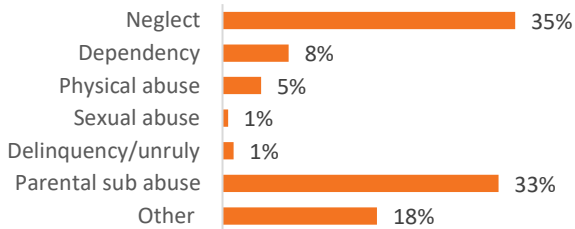
### Ethnicity (% Hispanic)

3%

### Age in Years



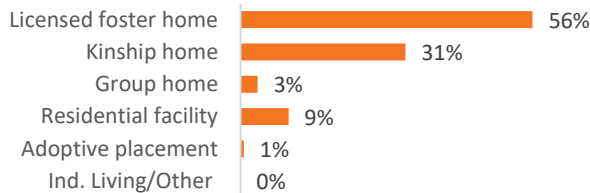
### Primary Reason for Removal



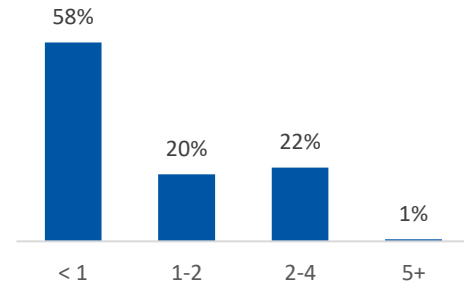
### Type of Custody

Temporary	80%
Permanent	16%
Planned Permanent Living Arrangement	3%

### Placement Type



### Years in Custody



## Profile of Children in Home on 7/1/2020

### Gender

Female	44%
Male	55%

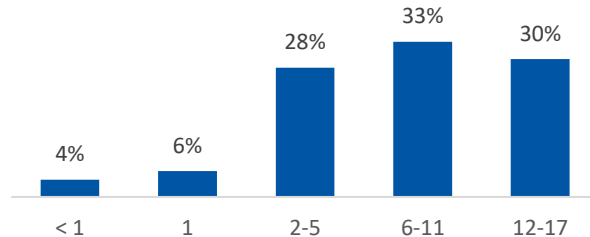
### Race

White	88%
African American	2%
Multiracial	1%
Other	0%

### Ethnicity (% Hispanic)

1%

### Age in Years



Contact Information

Knox County Job & Family Services, 117 E High St, 4th Floor,  
Mount Vernon, OH, 43050, (740) 397-7177

For data sources and notes, go to  
<https://www.pcsao.org/pdf/factbook/2020/Sources.pdf>