

# Jefferson County: Children Services Profile

June 2020

## County Demographics 2019

<b>Population</b>		66,371
Race	White	91%
	African American	6%
	Multi-racial	2%
	Other	1%
Ethnicity (% Hispanic)		2%
<b>Child Population</b>		12,810
<b>Per Capita Income</b>		\$26,391
<b>Poverty Rate</b>	All Ages	17%
	Children	27%
<b>Grandparents Raising Grandchildren</b>		493

## Agency Response SFY 2020

<b>Reports Screened-In by Agency</b>		254
<b>By Type</b>	Physical Abuse	23%
	Neglect	21%
	Sexual Abuse	8%
	Emotional Maltreatment	1%
	Multiple Allegations	11%
	Families in Need of Assistance, Dependency, Other	35%
<b>By Category</b>	Abuse or Neglect (Traditional Response)	29%
	Abuse or Neglect (Alternative Response)	35%
	Dependency	9%
	Families in Need of Assistance	26%
<b>Cases Transferred to Ongoing</b>		48

<b>Children in Custody</b>	<b>SFY 2018</b>	<b>SFY 2020</b>	<b>Change</b>
Total in custody anytime during year	83	84	1%
Rate per 1,000 children	6.5	6.6	1%

## Permanency

<b>Children who gained permanency through</b>	<b>SFY 2018</b>	<b>SFY 2020</b>	<b>Change</b>
Reunification	27	22	-19%
Guardianship	1	0	-100%
Custody to Relative	3	2	-33%
Adoption	4	8	100%
<b>Children waiting to be adopted</b>	3	13	333%

## Youth Aged Out of Care

	<b>SFY 2018</b>	<b>SFY 2020</b>	<b>Change</b>
Number Aged Out	3	5	67%

## Children Served

	On 7/1/2018		On 7/1/2020	
Total	120		154	
In Custody	45	38%	50	32%
In Home	75	63%	104	68%

## Profile of Children in Custody on 7/1/2020

### Gender

Female	40%
Male	60%

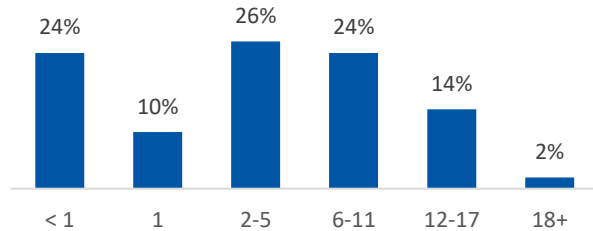
### Race

White	74%
African American	10%
Multiracial	16%
Other	0%

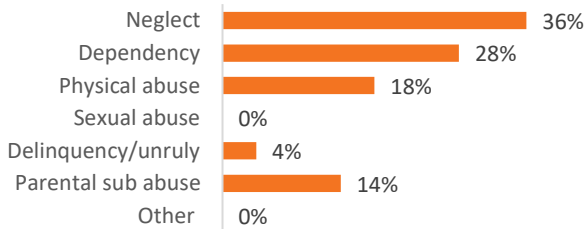
### Ethnicity (% Hispanic)

0%

### Age in Years



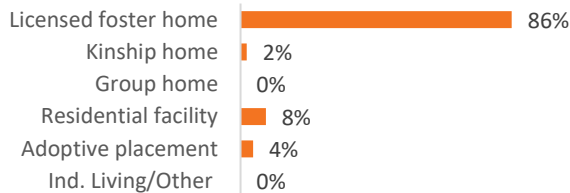
### Primary Reason for Removal



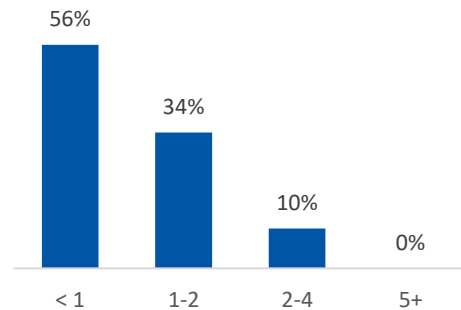
### Type of Custody

Temporary	72%
Permanent	18%
Planned Permanent Living Arrangement	4%

### Placement Type



### Years in Custody



## Profile of Children in Home on 7/1/2020

### Gender

Female	47%
Male	53%

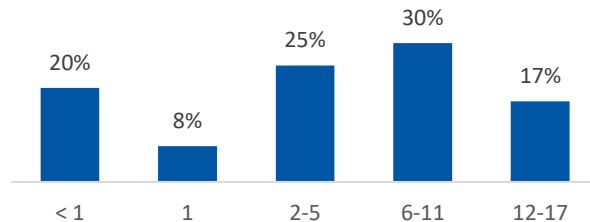
### Race

White	64%
African American	19%
Multiracial	15%
Other	0%

### Ethnicity (% Hispanic)

0%

### Age in Years



Contact Information

Jefferson County Job & Family Services, 125 South 5th Street,  
Steubenville, OH, 43952, (740) 282-0961

For data sources and notes, go to  
<https://www.pcsao.org/pdf/factbook/2020/Sources.pdf>