

# Greene County: Children Services Profile

June 2020

## County Demographics 2019

<b>Population</b>		166,502
Race	White	86%
	African American	7%
	Multi-racial	4%
	Other	4%
Ethnicity (% Hispanic)		3%
<b>Child Population</b>		34,299
<b>Per Capita Income</b>		\$35,833
<b>Poverty Rate</b>	All Ages	12%
	Children	16%
<b>Grandparents Raising Grandchildren</b>		1,450

## Agency Response SFY 2020

<b>Reports Screened-In by Agency</b>		923
<b>By Type</b>	Physical Abuse	41%
	Neglect	18%
	Sexual Abuse	11%
	Emotional Maltreatment	2%
	Multiple Allegations	16%
	Families in Need of Assistance, Dependency, Other	10%
<b>By Category</b>	Abuse or Neglect (Traditional Response)	72%
	Abuse or Neglect (Alternative Response)	19%
	Dependency	5%
	Families in Need of Assistance	5%
<b>Cases Transferred to Ongoing</b>		82

<b>Children in Custody</b>	<b>SFY 2018</b>	<b>SFY 2020</b>	<b>Change</b>
Total in custody anytime during year	207	190	-8%
Rate per 1,000 children	6.0	5.5	-8%

## Permanency

<b>Children who gained permanency through</b>	<b>SFY 2018</b>	<b>SFY 2020</b>	<b>Change</b>
Reunification	16	15	-6%
Guardianship	11	13	18%
Custody to Relative	14	10	-29%
Adoption	14	13	-7%
<b>Children waiting to be adopted</b>	21	26	24%

## Youth Aged Out of Care

	<b>SFY 2018</b>	<b>SFY 2020</b>	<b>Change</b>
Number Aged Out	12	14	17%

## Children Served

	On 7/1/2018		On 7/1/2020	
Total	339		292	
In Custody	142	42%	121	41%
In Home	197	58%	171	59%

## Profile of Children in Custody on 7/1/2020

### Gender

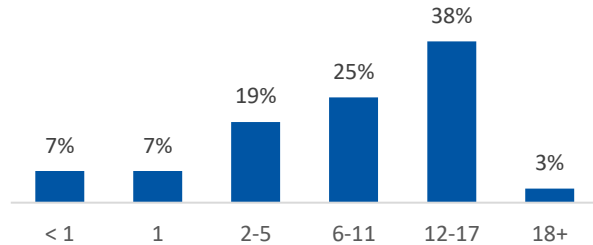
Female	55%
Male	45%

### Race

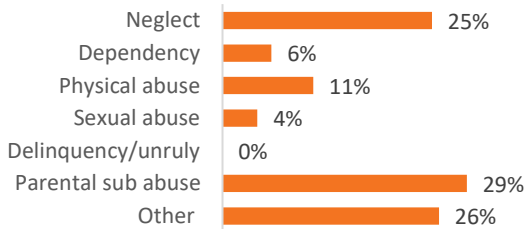
White	73%
African American	17%
Multiracial	10%
Other	1%

**Ethnicity (% Hispanic)** 3%

### Age in Years



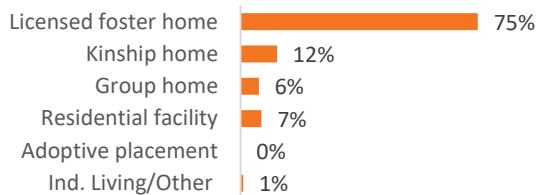
### Primary Reason for Removal



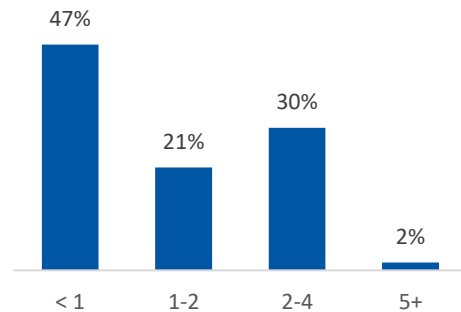
### Type of Custody

Temporary	62%
Permanent	31%
Planned Permanent Living Arrangement	5%

### Placement Type



### Years in Custody



## Profile of Children in Home on 7/1/2020

### Gender

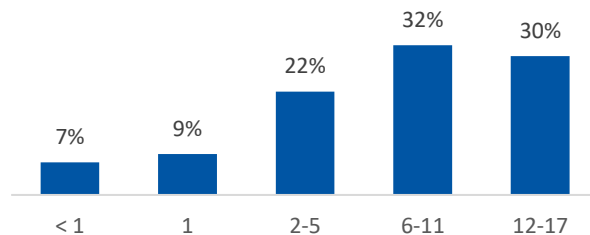
Female	50%
Male	50%

### Race

White	70%
African American	11%
Multiracial	17%
Other	1%

**Ethnicity (% Hispanic)** 2%

### Age in Years



### Contact Information

Greene County Job & Family Services, 541 Ledbetter Rd.,  
Xenia, OH, 45385, (937) 562-6000

For data sources and notes, go to  
<https://www.pcsao.org/pdf/factbook/2020/Sources.pdf>