

# Franklin County: Children Services Profile

June 2020

## County Demographics 2019

<b>Population</b>	1,290,360	
<b>Race</b>	White	66%
	African American	23%
	Multi-racial	4%
	Other	7%
<b>Ethnicity (% Hispanic)</b>	6%	
<b>Child Population</b>	301,944	
<b>Per Capita Income</b>	\$33,998	
<b>Poverty Rate</b>	All Ages	16%
	Children	23%
<b>Grandparents Raising Grandchildren</b>	9,271	

## Agency Response SFY 2020

<b>Reports Screened-In by Agency</b>	13,294	
<b>By Type</b>	Physical Abuse	49%
	Neglect	17%
	Sexual Abuse	9%
	Emotional Maltreatment	1%
	Multiple Allegations	12%
	Families in Need of Assistance, Dependency, Other	10%
<b>By Category</b>	Abuse or Neglect (Traditional Response)	29%
	Abuse or Neglect (Alternative Response)	61%
	Dependency	2%
	Families in Need of Assistance	8%
<b>Cases Transferred to Ongoing</b>	1,973	

<b>Children in Custody</b>	<b>SFY 2018</b>	<b>SFY 2020</b>	<b>Change</b>
Total in custody anytime during year	4,355	4,125	-5%
Rate per 1,000 children	14.4	13.7	-5%

## Permanency

<b>Children who gained permanency through</b>	<b>SFY 2018</b>	<b>SFY 2020</b>	<b>Change</b>
Reunification	931	803	-14%
Guardianship	158	95	-40%
Custody to Relative	350	270	-23%
Adoption	188	182	-3%
<b>Children waiting to be adopted</b>	236	288	22%

## Youth Aged Out of Care

	<b>SFY 2018</b>	<b>SFY 2020</b>	<b>Change</b>
Number Aged Out	209	174	-17%

## Children Served

	On 7/1/2018		On 7/1/2020	
Total	6,004		5,307	
In Custody	2,539	42%	2,560	48%
In Home	3,465	58%	2,747	52%

## Profile of Children in Custody on 7/1/2020

### Gender

Female	48%
Male	52%

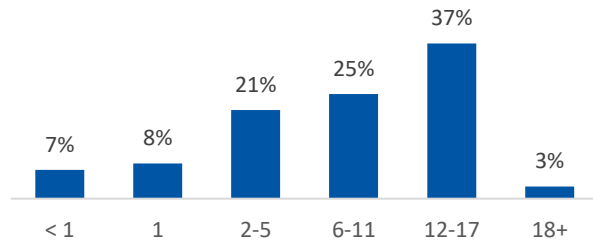
### Race

White	39%
African American	42%
Multiracial	18%
Other	1%

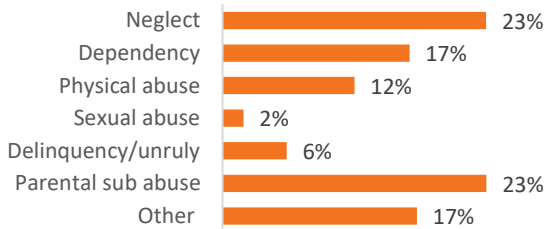
### Ethnicity (% Hispanic)

8%

### Age in Years



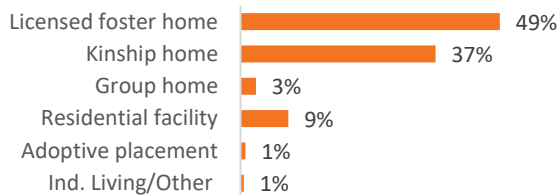
### Primary Reason for Removal



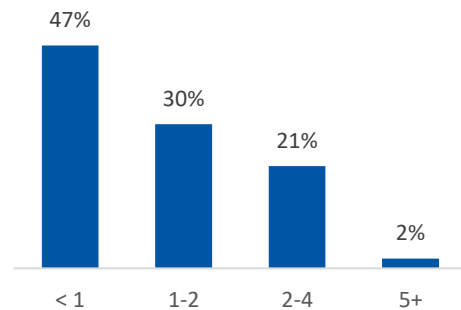
### Type of Custody

Temporary	87%
Permanent	10%
Planned Permanent Living Arrangement	3%

### Placement Type



### Years in Custody



## Profile of Children in Home on 7/1/2020

### Gender

Female	50%
Male	50%

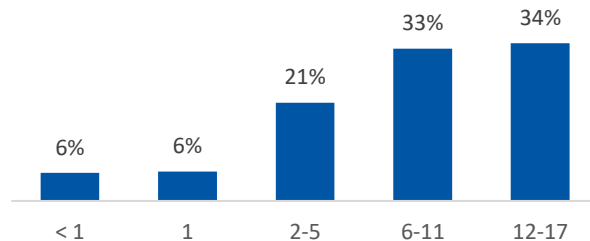
### Race

White	38%
African American	44%
Multiracial	15%
Other	1%

### Ethnicity (% Hispanic)

7%

### Age in Years



### Contact Information

Franklin County Children Services, 855 West Mound Street,  
Columbus, OH, 43223, (614) 323-0744

For data sources and notes, go to  
<https://www.pcsao.org/pdf/factbook/2020/Sources.pdf>