

Clinton County: Children Services Profile

June 2020

County Demographics 2019

| | | |
|---|------------------|----------|
| Population | | 41,957 |
| Race | White | 94% |
| | African American | 2% |
| | Multi-racial | 3% |
| | Other | 1% |
| Ethnicity (% Hispanic) | | 2% |
| Child Population | | 9,776 |
| Per Capita Income | | \$26,690 |
| Poverty Rate | All Ages | 15% |
| | Children | 23% |
| Grandparents Raising Grandchildren | | 591 |

Agency Response SFY 2020

| | | |
|--------------------------------------|---|-----|
| Reports Screened-In by Agency | | 409 |
| By Type | Physical Abuse | 29% |
| | Neglect | 18% |
| | Sexual Abuse | 8% |
| | Emotional Maltreatment | 1% |
| | Multiple Allegations | 26% |
| | Families in Need of Assistance, Dependency, Other | 19% |
| By Category | Abuse or Neglect (Traditional Response) | 38% |
| | Abuse or Neglect (Alternative Response) | 43% |
| | Dependency | 2% |
| | Families in Need of Assistance | 17% |
| Cases Transferred to Ongoing | | 63 |

| Children in Custody | SFY 2018 | SFY 2020 | Change |
|--------------------------------------|-----------------|-----------------|---------------|
| Total in custody anytime during year | 137 | 117 | -15% |
| Rate per 1,000 children | 14.0 | 12.0 | -15% |

Permanency

| Children who gained permanency through | SFY 2018 | SFY 2020 | Change |
|---|-----------------|-----------------|---------------|
| Reunification | 16 | 19 | 19% |
| Guardianship | 3 | 1 | -67% |
| Custody to Relative | 34 | 6 | -82% |
| Adoption | 11 | 4 | -64% |
| Children waiting to be adopted | 11 | 13 | 18% |

Youth Aged Out of Care

| | SFY 2018 | SFY 2020 | Change |
|-----------------|-----------------|-----------------|---------------|
| Number Aged Out | 3 | 3 | 0% |

Children Served

| | On 7/1/2018 | | On 7/1/2020 | |
|------------|-------------|-----|-------------|-----|
| Total | 245 | | 183 | |
| In Custody | 68 | 28% | 77 | 42% |
| In Home | 177 | 72% | 106 | 58% |

Profile of Children in Custody on 7/1/2020

Gender

| | |
|--------|-----|
| Female | 35% |
| Male | 65% |

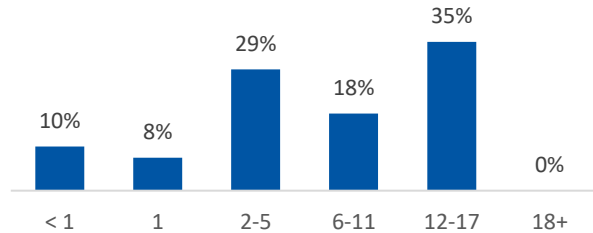
Race

| | |
|------------------|-----|
| White | 84% |
| African American | 4% |
| Multiracial | 12% |
| Other | 0% |

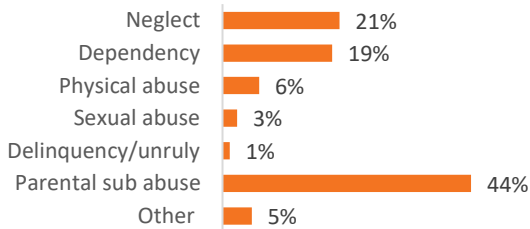
Ethnicity (% Hispanic)

4%

Age in Years



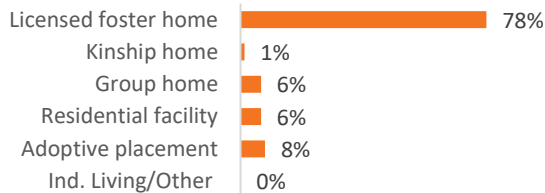
Primary Reason for Removal



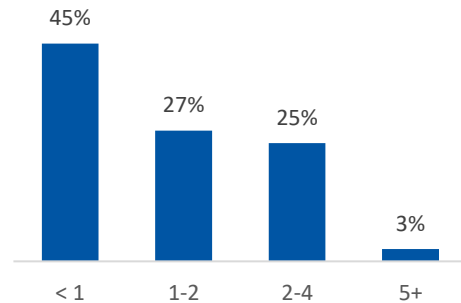
Type of Custody

| | |
|--------------------------------------|-----|
| Temporary | 68% |
| Permanent | 30% |
| Planned Permanent Living Arrangement | 3% |

Placement Type



Years in Custody



Profile of Children in Home on 7/1/2020

Gender

| | |
|--------|-----|
| Female | 48% |
| Male | 52% |

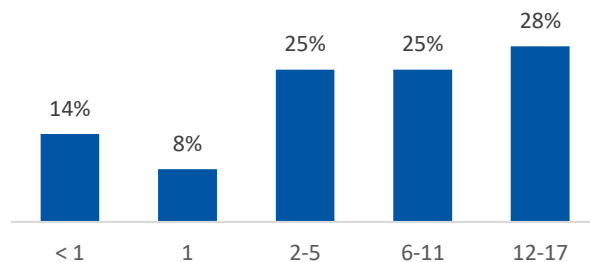
Race

| | |
|------------------|-----|
| White | 80% |
| African American | 1% |
| Multiracial | 19% |
| Other | 0% |

Ethnicity (% Hispanic)

4%

Age in Years



Contact Information

Clinton County Job & Family Services, 1025 S South St, #400,
Wilmington, OH, 45177, (937) 382-5726

For data sources and notes, go to
<https://www.pcsao.org/pdf/factbook/2020/Sources.pdf>