

# Clark County: Children Services Profile

June 2020

## County Demographics 2019

<b>Population</b>		134,726
Race	White	87%
	African American	8%
	Multi-racial	4%
	Other	1%
Ethnicity (% Hispanic)		3%
<b>Child Population</b>		30,448
<b>Per Capita Income</b>		\$27,066
<b>Poverty Rate</b>	All Ages	15%
	Children	21%
<b>Grandparents Raising Grandchildren</b>		1,570

## Agency Response SFY 2020

<b>Reports Screened-In by Agency</b>		1,059
<b>By Type</b>	Physical Abuse	37%
	Neglect	13%
	Sexual Abuse	9%
	Emotional Maltreatment	2%
	Multiple Allegations	18%
	Families in Need of Assistance, Dependency, Other	19%
<b>By Category</b>	Abuse or Neglect (Traditional Response)	50%
	Abuse or Neglect (Alternative Response)	31%
	Dependency	4%
	Families in Need of Assistance	15%
<b>Cases Transferred to Ongoing</b>		102

<b>Children in Custody</b>	<b>SFY 2018</b>	<b>SFY 2020</b>	<b>Change</b>
Total in custody anytime during year	156	139	-11%
Rate per 1,000 children	5.1	4.6	-11%

## Permanency

<b>Children who gained permanency through</b>	<b>SFY 2018</b>	<b>SFY 2020</b>	<b>Change</b>
Reunification	17	15	-12%
Guardianship	0	1	-
Custody to Relative	23	17	-26%
Adoption	21	13	-38%
<b>Children waiting to be adopted</b>	27	28	4%

## Youth Aged Out of Care

	<b>SFY 2018</b>	<b>SFY 2020</b>	<b>Change</b>
Number Aged Out	9	8	-11%

## Children Served

	On 7/1/2018		On 7/1/2020	
Total	310		259	
In Custody	84	27%	81	31%
In Home	226	73%	178	69%

## Profile of Children in Custody on 7/1/2020

### Gender

Female	46%
Male	54%

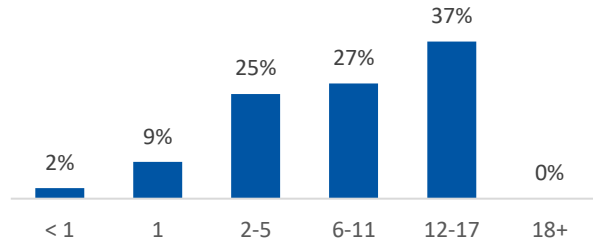
### Race

White	64%
African American	6%
Multiracial	30%
Other	0%

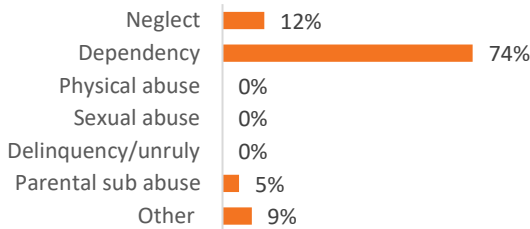
### Ethnicity (% Hispanic)

9%

### Age in Years



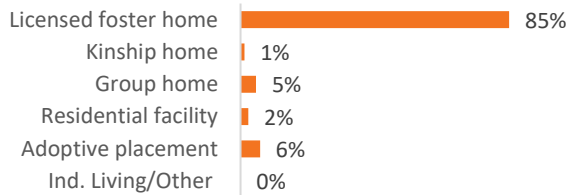
### Primary Reason for Removal



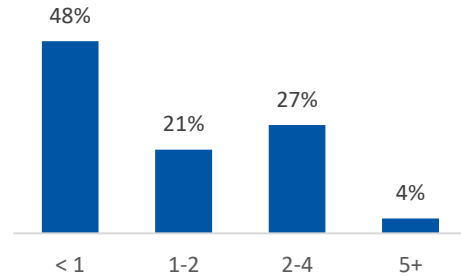
### Type of Custody

Temporary	63%
Permanent	36%
Planned Permanent Living Arrangement	1%

### Placement Type



### Years in Custody



## Profile of Children in Home on 7/1/2020

### Gender

Female	47%
Male	53%


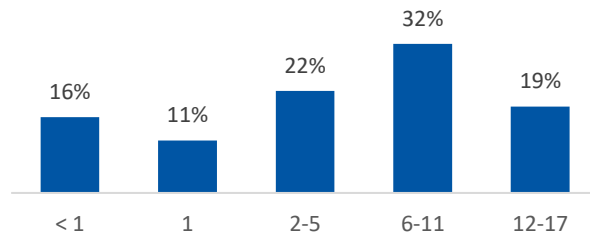
### Race

White	66%
African American	16%
Multiracial	17%
Other	0%

### Ethnicity (% Hispanic)

4%

### Age in Years



### Contact Information

Clark County Job & Family Services, 1345 Lagonda Ave,  
Springfield, OH, 45503, (937) 327-1700

For data sources and notes, go to  
<https://www.pcsao.org/pdf/factbook/2020/Sources.pdf>