

# Athens County: Children Services Profile

June 2020

## County Demographics 2019

<b>Population</b>		65,917
Race	White	91%
	African American	3%
	Multi-racial	3%
	Other	3%
Ethnicity (% Hispanic)		2%
<b>Child Population</b>		9,690
<b>Per Capita Income</b>		\$22,040
<b>Poverty Rate</b>	All Ages	30%
	Children	29%
<b>Grandparents Raising Grandchildren</b>		504

## Agency Response SFY 2020

<b>Reports Screened-In by Agency</b>		611
<b>By Type</b>	Physical Abuse	17%
	Neglect	38%
	Sexual Abuse	11%
	Emotional Maltreatment	1%
	Multiple Allegations	16%
	Families in Need of Assistance, Dependency, Other	15%
<b>By Category</b>	Abuse or Neglect (Traditional Response)	47%
	Abuse or Neglect (Alternative Response)	38%
	Dependency	7%
	Families in Need of Assistance	8%
<b>Cases Transferred to Ongoing</b>		91

<b>Children in Custody</b>	<b>SFY 2018</b>	<b>SFY 2020</b>	<b>Change</b>
Total in custody anytime during year	161	131	-19%
Rate per 1,000 children	16.6	13.5	-19%

## Permanency

<b>Children who gained permanency through</b>	<b>SFY 2018</b>	<b>SFY 2020</b>	<b>Change</b>
Reunification	35	32	-9%
Guardianship	0	0	-
Custody to Relative	11	10	-9%
Adoption	17	15	-12%
<b>Children waiting to be adopted</b>	25	25	0%

## Youth Aged Out of Care

	<b>SFY 2018</b>	<b>SFY 2020</b>	<b>Change</b>
Number Aged Out	6	3	-50%

## Children Served

	On 7/1/2018		On 7/1/2020	
Total	174		178	
In Custody	93	53%	74	42%
In Home	81	47%	104	58%

## Profile of Children in Custody on 7/1/2020

### Gender

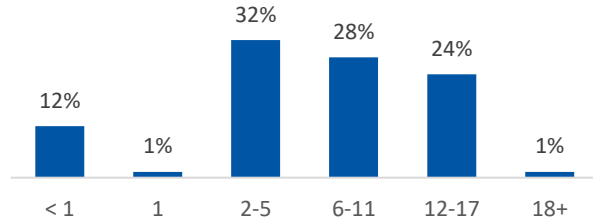
Female	43%
Male	57%

### Race

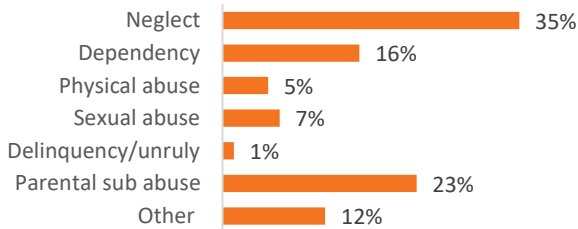
White	85%
African American	5%
Multiracial	9%
Other	0%

**Ethnicity (% Hispanic)** 5%

### Age in Years



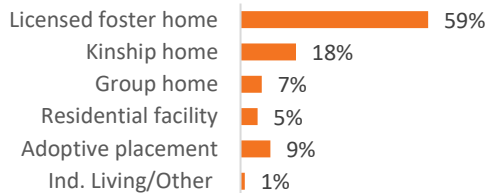
### Primary Reason for Removal



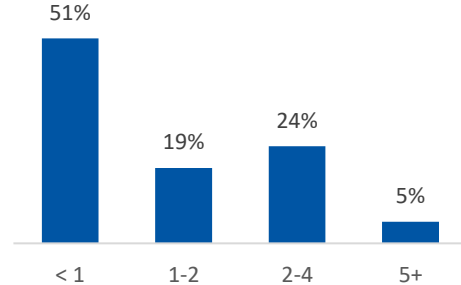
### Type of Custody

Temporary	58%
Permanent	42%
Planned Permanent Living Arrangement	0%

### Placement Type



### Years in Custody



## Profile of Children in Home on 7/1/2020

### Gender

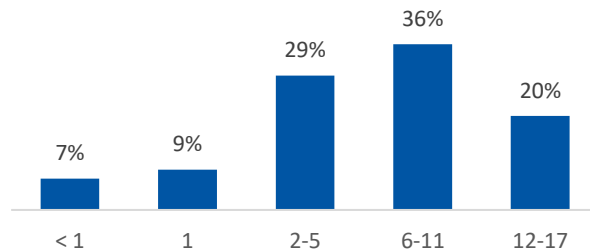
Female	50%
Male	50%

### Race

White	90%
African American	1%
Multiracial	8%
Other	0%

**Ethnicity (% Hispanic)** 0%

### Age in Years



### Contact Information

Athens County Children Services, 18 Stonybrook Dr,  
Athens, OH, 45701, (740) 592-3061

For data sources and notes, go to  
<https://www.pcsao.org/pdf/factbook/2020/Sources.pdf>