

Wyandot



Population

22,029

- **Race:** White 97% • African American 0%
Multiracial 1% • Other 2%
- **Ethnicity:** Hispanic 3%

Child Population

4,947

Placement Rate

- Number of children in custody per 1,000 **4.9**

Per Capita Income

\$38,872

Poverty Rate

- All ages **11%**
- Children **12%**

Ohio Works First Child Only


- Children receiving child only benefit **86**
- Caregivers receive \$289/month for the first child and an increase for each additional sibling

Grandparents Raising Grandchildren

203

FAMILIES AND CHILDREN SERVED

2016 2018



Children placed out of home by the PCSA

9 24

JUVENILE COURT

2016 2018

Court timeliness

Cases pending beyond Supreme Court timeframes 0% 27%

PERMANENCY

2016 2018

Children who gained permanency through

Reunification	2	10
Guardianship	0	0
Custody to relative	1	5
Adoption	0	1

Children waiting to be adopted 0 3

Children supported by Kinship Permanency Incentive Program 5 6

EMANCIPATED YOUTH

2016 2018

Youth aged out of care 0 0

Median # of days in custody before emancipation 1,806 N/A

Students received Chaffee ETV post-secondary education grants 1 0

Emancipated youth enrolled in Medicaid 6 6

2018 RESPONSE

122 Reports screened in related to child abuse or neglect, dependency, or families in need of services

30 Child abuse/neglect reports screened in for traditional response

81 Child abuse/neglect reports screened in for alternative response

0 Dependency reports screened in

10 Family in need of services reports screened in

Safety assessment Family assessment

16 Cases transferred to ongoing




TYPES OF REPORTS


Physical abuse	37	30%
Neglect	35	29%
Sexual Abuse	18	15%
Emotional Maltreatment	1	1%
Multiple Allegations of Abuse/Neglect	18	15%
Family in Need of Services/Dependency/Other	13	11%
Total	122	100%

CHILDREN IN PCSA CUSTODY ON 7/1/2018

What type of custody?




What Race?




11

Children in Custody

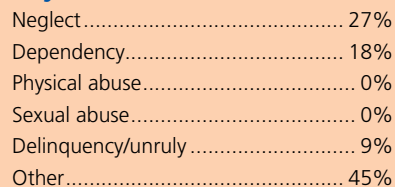
How old?



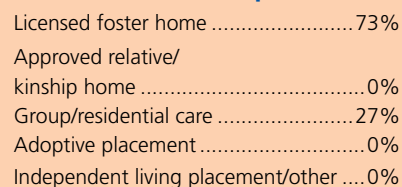
How long in custody?



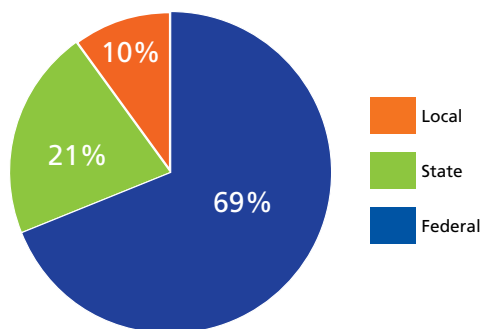
Why removed from home?



Where are children placed?



2018 PUBLIC CHILDREN SERVICES SPENDING



Total	\$635,179
Federal	\$435,820
State	\$135,235
Local	\$64,124

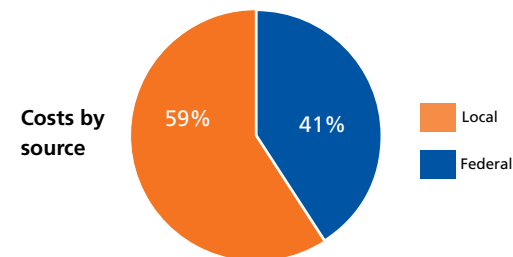
Of Ohio's 88 counties, Wyandot County did not maintain a children services levy in 2018.

CONTACT INFORMATION

Wyandot County Department
of Job and Family Services
<http://www.co.wyandot.oh.us/jfs/index.htm>
419-294-4977

PLACEMENT COSTS

Total \$84,905



Costs by placement type

Licensed foster home	\$51,107
Group/residential care	\$33,798
Independent living placement/other	\$0

ADOPTION ASSISTANCE AND SUBSIDIES

Total \$76,569

