

Van Wert



Population

28,217

- **Race:** White 97% • African American 1%
Multiracial 1% • Other 1%

- **Ethnicity:** Hispanic 3%

Child Population

6,471

Placement Rate

- Number of children in custody per 1,000 **2.3**

Per Capita Income

\$38,494

Poverty Rate

- All ages **12%**
- Children **17%**

Ohio Works First Child Only

- Children receiving child only benefit **118**
- Caregivers receive \$289/month for the first child and an increase for each additional sibling

Grandparents Raising Grandchildren

182

FAMILIES AND CHILDREN SERVED

2016 2018



Children placed out of home by the PCSA

6 15

JUVENILE COURT

2016 2018

Court timeliness

Cases pending beyond Supreme Court timeframes 0% 0%

PERMANENCY

2016 2018

Children who gained permanency through

Reunification	1	2
Guardianship	0	0
Custody to relative	0	2
Adoption	2	2

Children waiting to be adopted 0 1

Children supported by Kinship Permanency Incentive Program 8 9

EMANCIPATED YOUTH

2016 2018

Youth aged out of care 0 0

Median # of days in custody before emancipation N/A N/A

Students received Chaffee ETV post-secondary education grants 0 0

Emancipated youth enrolled in Medicaid 0 0

2018 RESPONSE

142 Reports screened in related to child abuse or neglect, dependency, or families in need of services

57 Child abuse/neglect reports screened in for traditional response

63 Child abuse/neglect reports screened in for alternative response

2 Dependency reports screened in

19 Family in need of services reports screened in

Safety assessment Family assessment

13 Cases transferred to ongoing

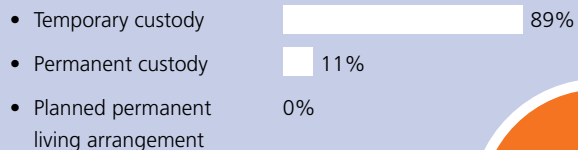


TYPES OF REPORTS

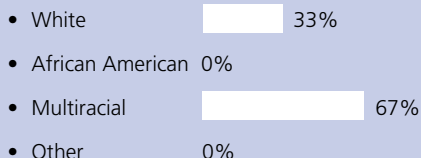
Physical abuse	24	17%
Neglect	53	37%
Sexual Abuse	25	18%
Emotional Maltreatment	0	0%
Multiple Allegations of Abuse/Neglect	15	11%
Family in Need of Services/Dependency/Other	25	18%
Total	142	100%

CHILDREN IN PCSA CUSTODY ON 7/1/2018

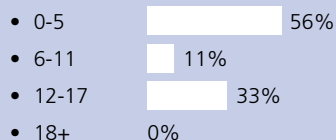
What type of custody?




What Race?



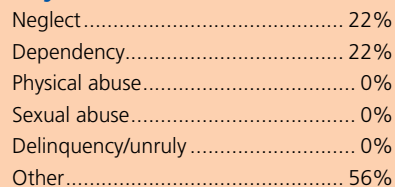
How old?



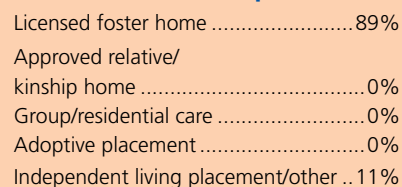
How long in custody?



Why removed from home?



Where are children placed?

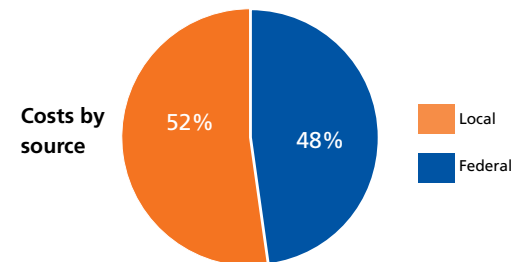


CONTACT INFORMATION

Van Wert County JFS
<http://vanwertcounty.org/job-family-services/>
 419-238-5430

PLACEMENT COSTS

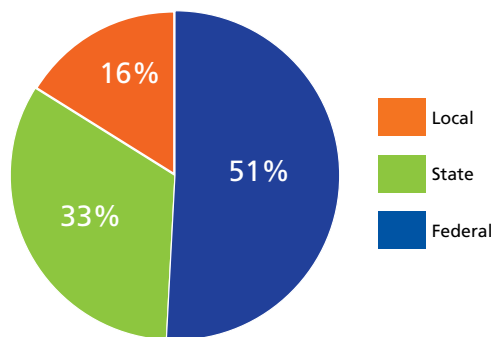
Total \$276,509



Costs by placement type

Licensed foster home	\$221,655
Group/residential care	\$53,600
Independent living placement/other	\$1,254

2018 PUBLIC CHILDREN SERVICES SPENDING



Total	\$903,727
Federal	\$457,771
State	\$300,270
Local	\$145,685

Of Ohio's 88 counties, Van Wert County did not maintain a children services levy in 2018.

ADOPTION ASSISTANCE AND SUBSIDIES

Total \$19,765

