

Tuscarawas



Population

92,297

- **Race:** White 97% • African American 1%
Multiracial 1% • Other 1%
- **Ethnicity:** Hispanic 2%

Child Population

21,171

Placement Rate

- Number of children in custody per 1,000 **6.2**

Per Capita Income

\$40,268

Poverty Rate

- All ages **14%**
- Children **19%**

Ohio Works First Child Only


- Children receiving child only benefit **477**
- Caregivers receive \$289/month for the first child and an increase for each additional sibling

Grandparents Raising Grandchildren

621

FAMILIES AND CHILDREN SERVED

2016 2018



Children placed out of home by the PCSA

178 132

JUVENILE COURT

2016 2018

Court timeliness

Cases pending beyond Supreme Court timeframes 0% 0%

Court custody

Tuscarawas County is a member of the Multi-County Juvenile Attention System.
Children in the custody of this system 21 12

PERMANENCY

2016 2018

Children who gained permanency through

Reunification	13	23
Guardianship	3	0
Custody to relative	6	4
Adoption	27	31

Children waiting to be adopted 27 13

Children supported by Kinship Permanency Incentive Program 82 85

EMANCIPATED YOUTH

2016 2018

Youth aged out of care 11 6

Median # of days in custody before emancipation 781 878

Students received Chaffee ETV post-secondary education grants 0 1

Emancipated youth enrolled in Medicaid 46 47

2018 RESPONSE

342 Reports screened in related to child abuse or neglect, dependency, or families in need of services

135 Child abuse/neglect reports screened in for traditional response

155 Child abuse/neglect reports screened in for alternative response

5 Dependency reports screened in

46 Family in need of services reports screened in

Safety assessment Family assessment

26 Cases transferred to ongoing

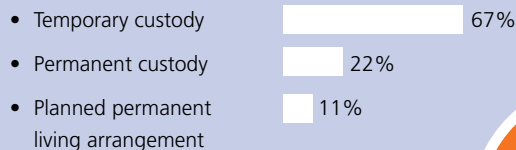


TYPES OF REPORTS

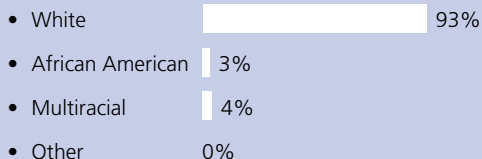
Physical abuse	18	5%
Neglect	180	53%
Sexual Abuse	69	20%
Emotional Maltreatment	5	1%
Multiple Allegations of Abuse/Neglect	17	5%
Family in Need of Services/Dependency/Other	53	15%
Total	342	100%

CHILDREN IN PCSA CUSTODY ON 7/1/2018

What type of custody?



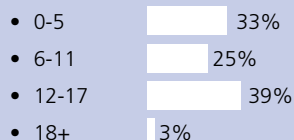
What Race?



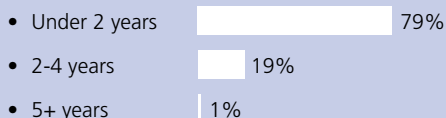
72

Children in Custody

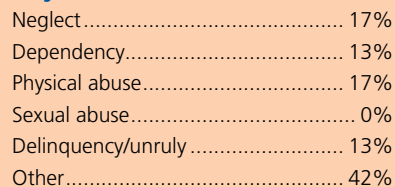
How old?



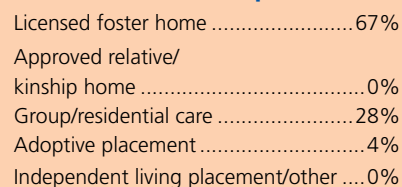
How long in custody?



Why removed from home?



Where are children placed?

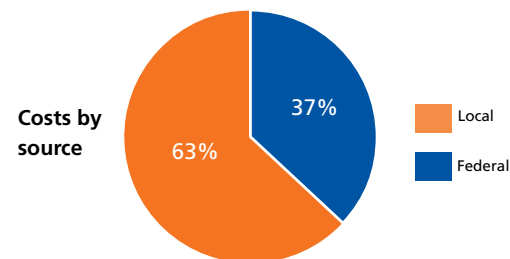


CONTACT INFORMATION

Tuscarawas County Job and Family Services
<http://www.tcjfs.org>
 330-339-7791

PLACEMENT COSTS

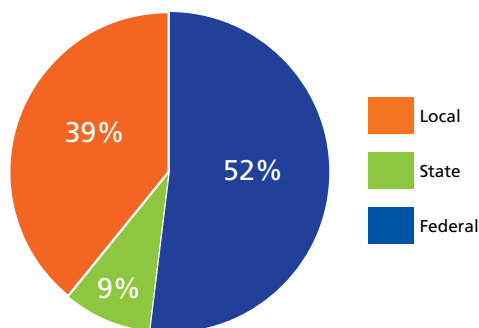
Total \$3,139,467



Costs by placement type

Licensed foster home	\$1,225,673
Group/residential care	\$1,913,794
Independent living placement/other	\$0

2018 PUBLIC CHILDREN SERVICES SPENDING



Total	\$6,605,057
Federal	\$3,431,023
State	\$598,443
Local	\$2,575,591

Of Ohio's 88 counties, Tuscarawas County did not maintain a children services levy in 2018.

ADOPTION ASSISTANCE AND SUBSIDIES

Total \$1,892,491

