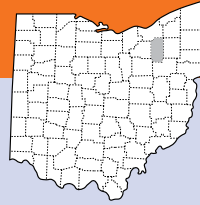


Summit



Population

541,228

- **Race:** White 80% • African American 14%
Multiracial 3% • Other 3%
- **Ethnicity:** Hispanic 2%

Child Population

114,107

Placement Rate

- Number of children in custody per 1,000 **12.8**

Per Capita Income

\$46,382

Poverty Rate

- All ages **14%**
- Children **21%**

Ohio Works First Child Only

- Children receiving child only benefit total not available for SFY 2018
- Caregivers receive \$289/month for the first child and an increase for each additional sibling

Grandparents Raising Grandchildren

3,907

FAMILIES AND CHILDREN SERVED

2016 2018



Children placed out of home by the PCSA

1,399 1,466

JUVENILE COURT

2016 2018

Court timeliness

Cases pending beyond Supreme Court timeframes **0%** **0%**

Court custody

Children in custody of IV-E Juvenile Court **11** **6**

PERMANENCY

2016 2018

Children who gained permanency through

Reunification	487	438
Guardianship	25	36
Custody to relative	205	217
Adoption	30	59

Children waiting to be adopted **98** **147**

Children supported by Kinship Permanency Incentive Program **405** **482**

EMANCIPATED YOUTH

2016 2018

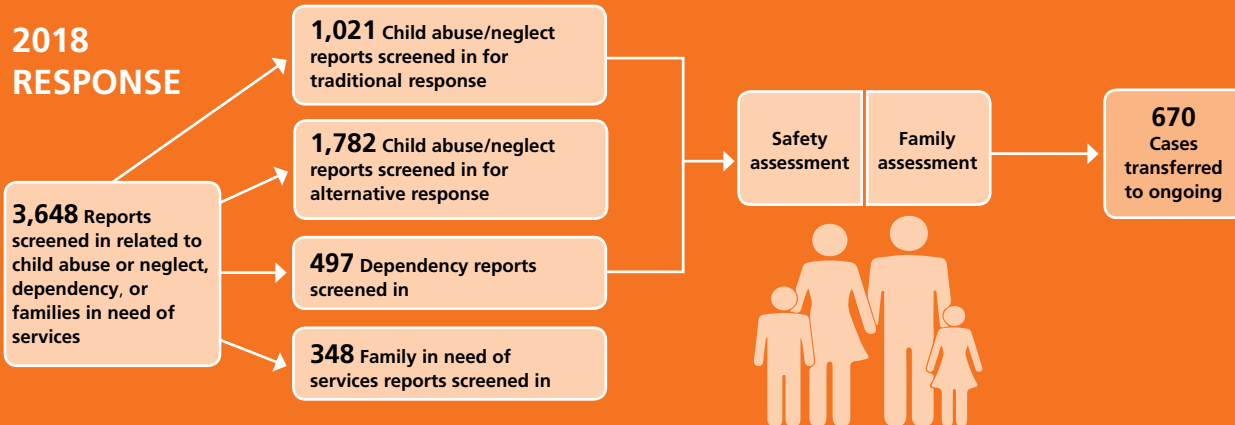
Youth aged out of care **45** **33**

Median # of days in custody before emancipation **840** **996**

Students received Chaffee ETV post-secondary education grants **10** **14**

Emancipated youth enrolled in Medicaid **236** **233**

2018 RESPONSE




TYPES OF REPORTS

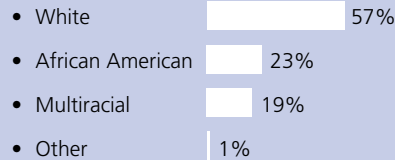
Physical abuse	1,034	28%
Neglect	1,052	29%
Sexual Abuse	218	6%
Emotional Maltreatment	25	1%
Multiple Allegations of Abuse/Neglect	331	9%
Family in Need of Services/Dependency/Other	988	27%
Total	3,648	100%

CHILDREN IN PCSA CUSTODY ON 7/1/2018

What type of custody?



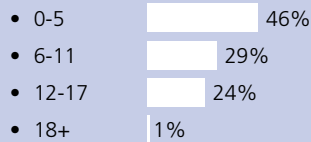
What Race?



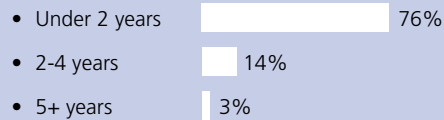
749

Children in Custody

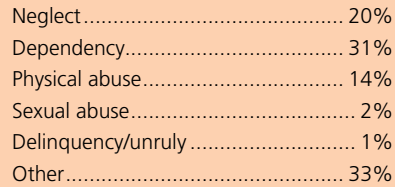
How old?



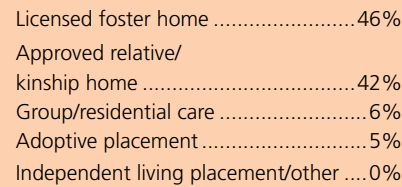
How long in custody?



Why removed from home?



Where are children placed?

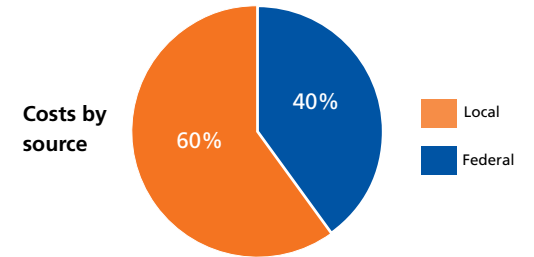


CONTACT INFORMATION

Summit County Children Services
<http://www.summitkids.org>
 330-379-9094

PLACEMENT COSTS

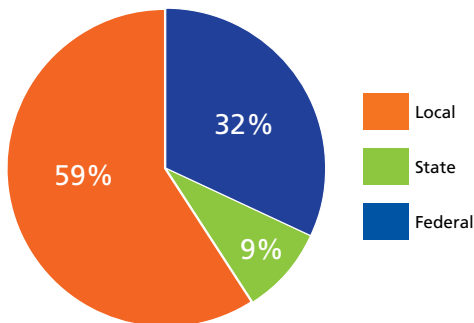
Total \$13,050,214



Costs by placement type

Licensed foster home	\$8,346,300
Group/residential care	\$4,692,439
Independent living placement/other	\$11,475

2018 PUBLIC CHILDREN SERVICES SPENDING



Total	\$56,593,478
Federal	\$18,171,374
State	\$5,211,421
Local	\$33,210,683

Of Ohio's 88 counties, Summit County did maintain a children services levy in 2018.

ADOPTION ASSISTANCE AND SUBSIDIES

Total \$5,485,515

