

# State of Ohio



## Population

11,658,609

- **Race:** White 82% • African American 12%  
Multiracial 3% • Other 3%
- **Ethnicity:** Hispanic 4%

## Child Population

2,601,997

## Placement Rate

- Number of children in custody per 1,000 **10.5**

## Per Capita Income

\$44,593

## Poverty Rate

- All ages **15%**
- Children **22%**

## Ohio Works First Child Only

- Children receiving child only benefit statewide total not available for SFY 2018
- Caregivers receive \$289/month for the first child and an increase for each additional sibling

## Grandparents Raising Grandchildren

97,811

## FAMILIES AND CHILDREN SERVED

2016 2018



Children placed out of home by PCSAs **23,553 26,737**

## JUVENILE COURT

2016 2018

### Court timeliness

Cases pending beyond Supreme Court timeframes **17% 17%**

### Court custody

Children in custody of IV-E Juvenile Court **702 570**

## PERMANENCY

2016 2018

Children who gained permanency through

Reunification	4,877	5,046
Guardianship	466	478
Custody to relative	2,546	3,042
Adoption	1,489	1,542

Children waiting to be adopted **2,421 2,812**

Children supported by Kinship Permanency Incentive Program **9,282 10,485**

## EMANCIPATED YOUTH

2016 2018

Youth aged out of care **895 913**

Median # of days in custody before emancipation **1,116 888**

Students received Chaffee ETV post-secondary education grants **335 279**

Emancipated youth enrolled in Medicaid **4,803 4,814**

## 2018 RESPONSE

101,243 Reports screened in related to child abuse or neglect, dependency, or families in need of services

44,961 Child abuse/neglect reports screened in for traditional response

41,235 Child abuse/neglect reports screened in for alternative response

4,854 Dependency reports screened in

9,919 Family in need of services reports screened in

Safety assessment Family assessment

15,975 Cases transferred to ongoing

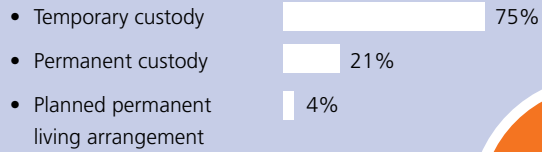


## TYPES OF REPORTS

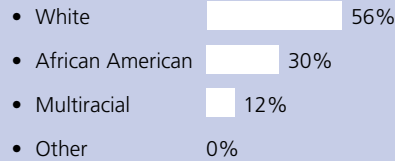
Physical abuse	30,264	30%
Neglect	25,827	26%
Sexual Abuse	9,137	9%
Emotional Maltreatment	1,203	1%
Multiple Allegations of Abuse/Neglect	17,861	18%
Family in Need of Services/Dependency/Other	17,001	17%
<b>Total</b>	<b>101,243</b>	<b>100%</b>

## CHILDREN IN PCSA CUSTODY ON 7/1/2018

### What type of custody?



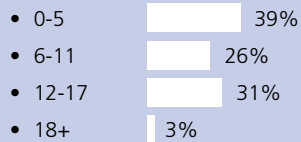
### What Race?



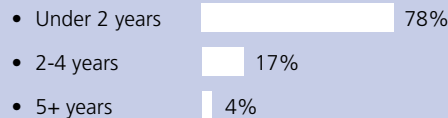
15,928

Children in Custody

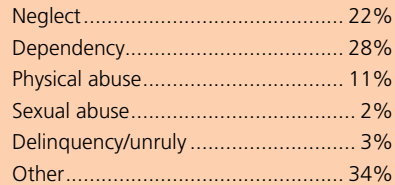
### How old?



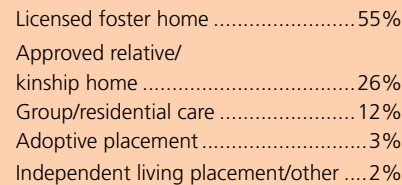
### How long in custody?



### Why removed from home?



### Where are children placed?

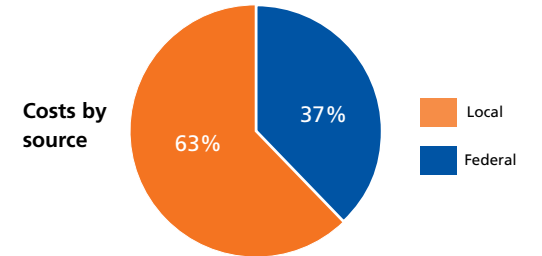


## CONTACT INFORMATION

To report suspected abuse or neglect of a child, call toll-free  
**855-OH-CHILD**  
**(855-642-4453)**

## PLACEMENT COSTS

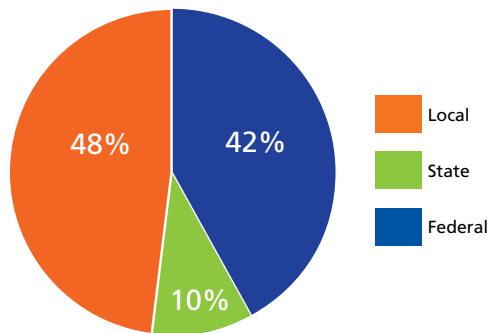
Total \$384,268,466



### Costs by placement type

Licensed foster home	\$ 209,002,113
Group/residential care	\$ 167,010,667
Independent living placement/other	\$ 8,255,685

## 2018 PUBLIC CHILDREN SERVICES SPENDING



**Total \$1,112,741,635**

**Federal \$461,807,374**

**State \$115,954,682**

State Child Protection Allocation \$64,000,000  
 Statewide Programming \$51,954,682

**Local \$534,979,579**

Of Ohio's 88 counties, 48 maintained a children services levy in 2018.

## ADOPTION ASSISTANCE AND SUBSIDIES

Total \$115,767,526

