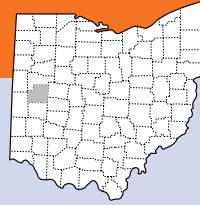


Shelby



Population

48,759

- **Race:** White 94% • African American 3%
Multiracial 1% • Other 2%
- **Ethnicity:** Hispanic 2%

Child Population

12,488

Placement Rate

- Number of children in custody per 1,000 **3.8**

Per Capita Income

\$41,829

Poverty Rate

- All ages **10%**
- Children **13%**

Ohio Works First Child Only

- Children receiving child only benefit **274**
- Caregivers receive \$289/month for the first child and an increase for each additional sibling

Grandparents Raising Grandchildren

369

FAMILIES AND CHILDREN SERVED

2016 2018



Children placed out of home by the PCSA

38 48

JUVENILE COURT

2016 2018

Court timeliness

Cases pending beyond Supreme Court timeframes **3%** **6%**

Court custody

Children in custody of IV-E Juvenile Court **0** **0**

PERMANENCY

2016 2018

Children who gained permanency through

| | | |
|---------------------|---|----|
| Reunification | 3 | 7 |
| Guardianship | 6 | 0 |
| Custody to relative | 6 | 12 |
| Adoption | 6 | 5 |

Children waiting to be adopted **3** **5**

Children supported by Kinship Permanency Incentive Program **41** **49**

EMANCIPATED YOUTH

2016 2018

Youth aged out of care **0** **0**

Median # of days in custody before emancipation **N/A** **N/A**

Students received Chaffee ETV post-secondary education grants **0** **0**

Emancipated youth enrolled in Medicaid **1** **2**

2018 RESPONSE

391 Reports screened in related to child abuse or neglect, dependency, or families in need of services

192 Child abuse/neglect reports screened in for traditional response

153 Child abuse/neglect reports screened in for alternative response

7 Dependency reports screened in

37 Family in need of services reports screened in

Safety assessment Family assessment

55 Cases transferred to ongoing




TYPES OF REPORTS

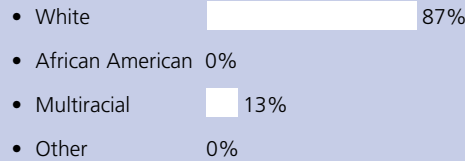
| | | |
|---|------------|-------------|
| Physical abuse | 80 | 20% |
| Neglect | 147 | 38% |
| Sexual Abuse | 47 | 12% |
| Emotional Maltreatment | 4 | 1% |
| Multiple Allegations of Abuse/Neglect | 63 | 16% |
| Family in Need of Services/Dependency/Other | 50 | 13% |
| Total | 391 | 100% |

CHILDREN IN PCSA CUSTODY ON 7/1/2018

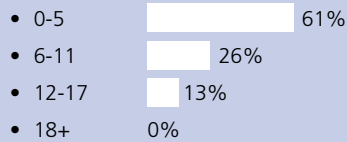
What type of custody?



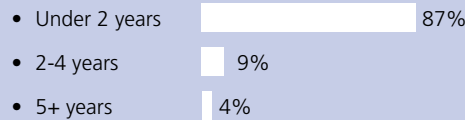
What Race?



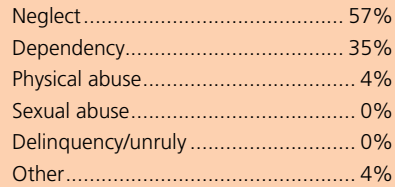
How old?



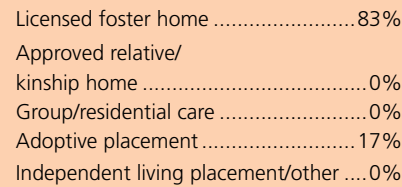
How long in custody?



Why removed from home?



Where are children placed?

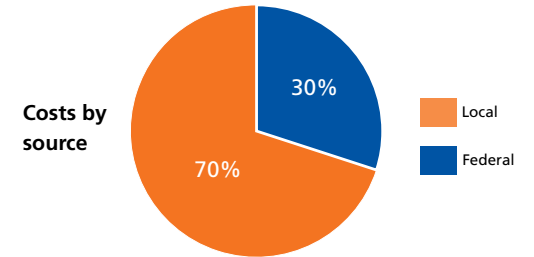


CONTACT INFORMATION

Shelby County Job and Family Services
<http://shelbycountyjfs.org/>
 937-498-4981

PLACEMENT COSTS

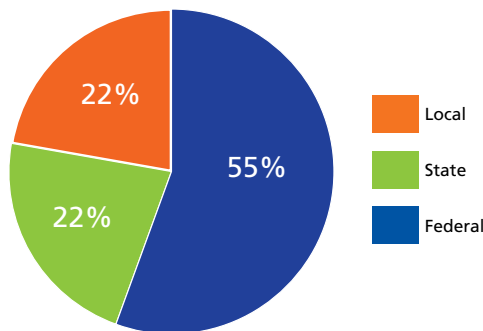
Total \$314,787



Costs by placement type

| | |
|------------------------------------|-----------|
| Licensed foster home | \$310,259 |
| Group/residential care | \$244 |
| Independent living placement/other | \$4,284 |

2018 PUBLIC CHILDREN SERVICES SPENDING



| | |
|----------------|--------------------|
| Total | \$1,770,770 |
| Federal | \$980,305 |
| State | \$394,343 |
| Local | \$396,122 |

Of Ohio's 88 counties, Shelby County did not maintain a children services levy in 2018.

ADOPTION ASSISTANCE AND SUBSIDIES

Total \$293,664

