

# Scioto



## Population

75,929

- **Race:** White 94% • African American 3%  
Multiracial 2% • Other 1%
- **Ethnicity:** Hispanic 1%

## Child Population

16,291

## Placement Rate

- Number of children in custody per 1,000 **24.2**

## Per Capita Income

\$33,339

## Poverty Rate

- All ages **24%**
- Children **32%**

## Ohio Works First Child Only


- Children receiving child only benefit **1,330**
- Caregivers receive \$289/month for the first child and an increase for each additional sibling

## Grandparents Raising Grandchildren

1,518

## FAMILIES AND CHILDREN SERVED

2016 2018



### Children placed out of home by the PCSA

279 394

## JUVENILE COURT

2016 2018

### Court timeliness

Cases pending beyond Supreme Court timeframes 25% 23%

## PERMANENCY

2016 2018

Children who gained permanency through

Reunification	72	78
Guardianship	3	6
Custody to relative	27	61
Adoption	6	6

Children waiting to be adopted 8 27

Children supported by Kinship Permanency Incentive Program 116 109

## EMANCIPATED YOUTH

2016 2018

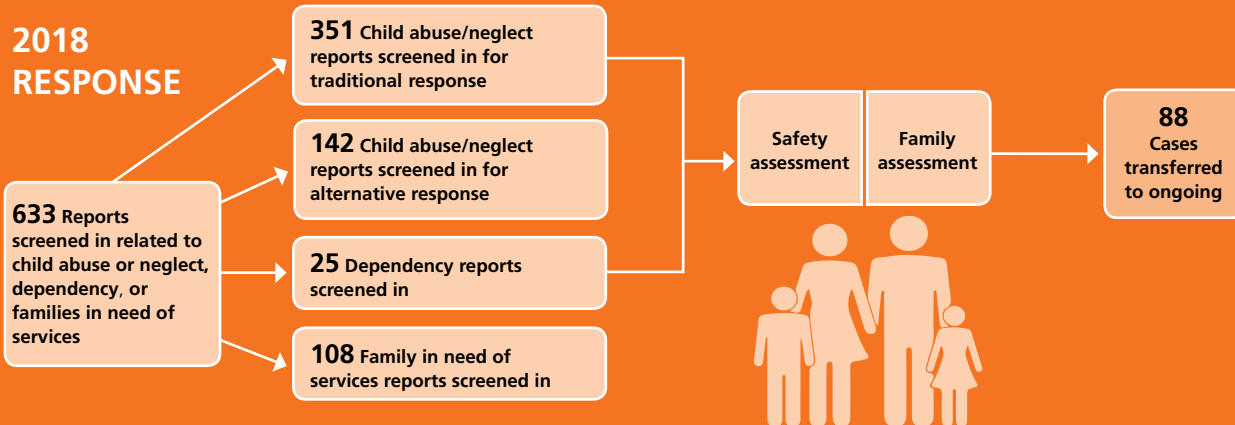
Youth aged out of care 3 9

Median # of days in custody before emancipation 1,507 247

Students received Chaffee ETV post-secondary education grants 0 1

Emancipated youth enrolled in Medicaid 37 37

## 2018 RESPONSE

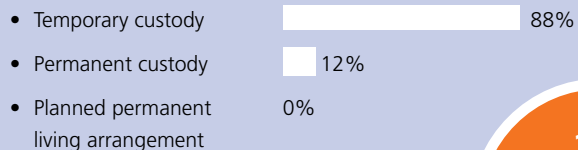


## TYPES OF REPORTS

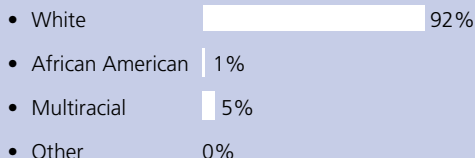
Physical abuse	67	11%
Neglect	141	22%
Sexual Abuse	38	6%
Emotional Maltreatment	3	0%
Multiple Allegations of Abuse/Neglect	230	36%
Family in Need of Services/Dependency/Other	154	24%
<b>Total</b>	<b>633</b>	<b>100%</b>

## CHILDREN IN PCSA CUSTODY ON 7/1/2018

### What type of custody?




### What Race?



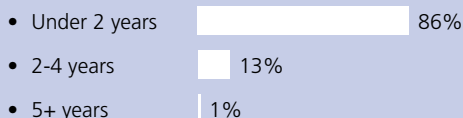
237

Children in Custody

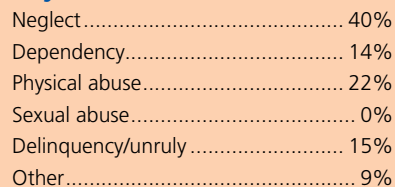
### How old?



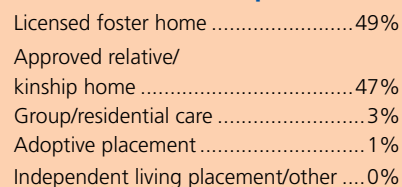
### How long in custody?



### Why removed from home?



### Where are children placed?

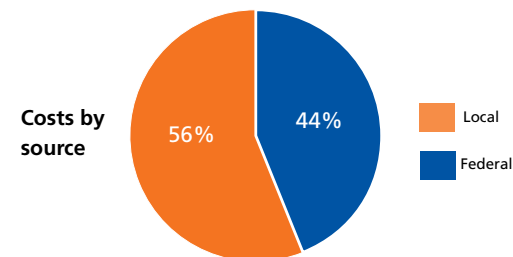


## CONTACT INFORMATION

Scioto County Children Services Board  
<http://sciotocsb.com/>  
 740-456-4164

## PLACEMENT COSTS

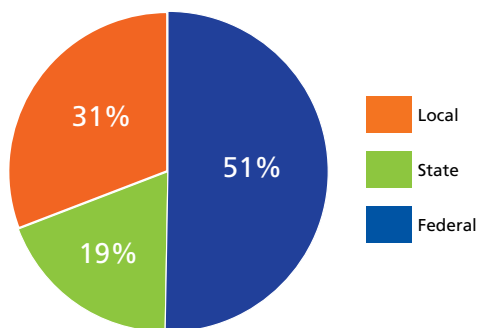
Total \$2,190,598



### Costs by placement type

Licensed foster home	\$1,968,495
Group/residential care	\$221,855
Independent living placement/other	\$248

## 2018 PUBLIC CHILDREN SERVICES SPENDING



<b>Total</b>	<b>\$4,160,893</b>
<b>Federal</b>	<b>\$2,103,021</b>
<b>State</b>	<b>\$783,873</b>
<b>Local</b>	<b>\$1,273,999</b>

Of Ohio's 88 counties, Scioto County did maintain a children services levy in 2018.

## ADOPTION ASSISTANCE AND SUBSIDIES

Total \$155,563

