

# Ross



**Population** **77,313**

- **Race:** White 90% • African American 4%  
Multiracial 4% • Other 1%

- **Ethnicity:** Hispanic 1%

**Child Population** **16,512**

**Placement Rate**

- Number of children in custody per 1,000 **13.6**

**Per Capita Income** **\$34,435**

**Poverty Rate**

- All ages **19%**
- Children **27%**

**Ohio Works First Child Only**

- Children receiving child only benefit\* **1,592**
- Caregivers receive \$289/month for the first child and an increase for each additional sibling

**Grandparents Raising Grandchildren** **937**

\*Total is South Central Ohio DJFS, which includes Hocking, Ross and Vinton Counties.

## FAMILIES AND CHILDREN SERVED

2016 2018



**Children placed out of home by the PCSA** **191** **225**

## JUVENILE COURT

2016 2018

**Court timeliness**  
Cases pending beyond Supreme Court timeframes **57%** **48%**

**Court custody**  
Children in custody of IV-E Juvenile Court **21** **14**

## PERMANENCY

2016 2018

Children who gained permanency through

Reunification	52	47
Guardianship	9	14
Custody to relative	31	40
Adoption	4	13

Children waiting to be adopted **21** **22**

Children supported by Kinship Permanency Incentive Program **84** **91**

## EMANCIPATED YOUTH

2016 2018

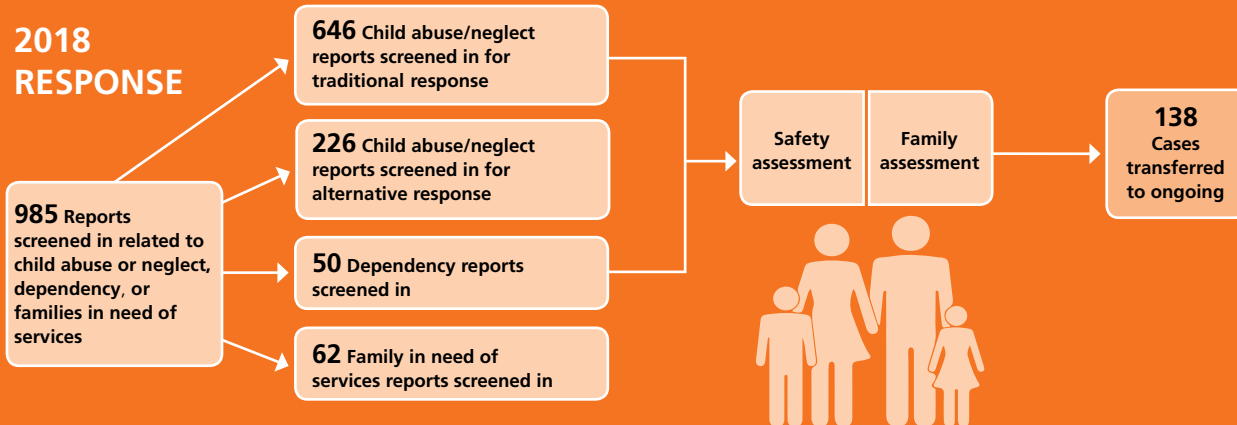
Youth aged out of care **4** **9**

Median # of days in custody before emancipation **210** **423**

Students received Chaffee ETV post-secondary education grants **0** **2**

Emancipated youth enrolled in Medicaid **25** **23**

## 2018 RESPONSE




## TYPES OF REPORTS

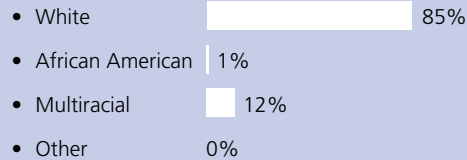
Physical abuse	375	38%
Neglect	231	23%
Sexual Abuse	91	9%
Emotional Maltreatment	3	0%
Multiple Allegations of Abuse/Neglect	152	15%
Family in Need of Services/Dependency/Other	133	14%
<b>Total</b>	<b>985</b>	<b>100%</b>

## CHILDREN IN PCSA CUSTODY ON 7/1/2018

### What type of custody?



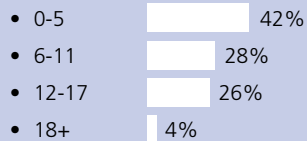
### What Race?



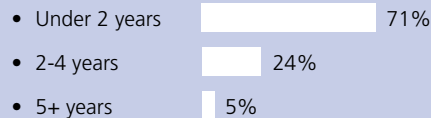
113

Children in Custody

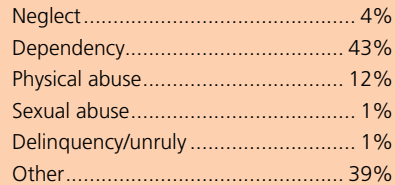
### How old?



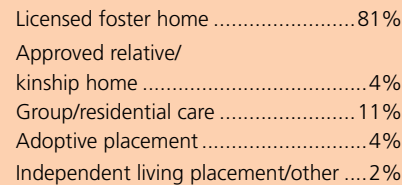
### How long in custody?



### Why removed from home?



### Where are children placed?

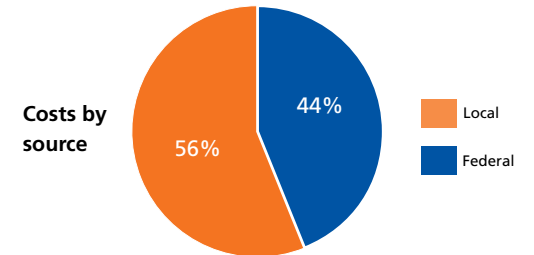


## CONTACT INFORMATION

South Central Ohio JFS  
740-773-2651

## PLACEMENT COSTS

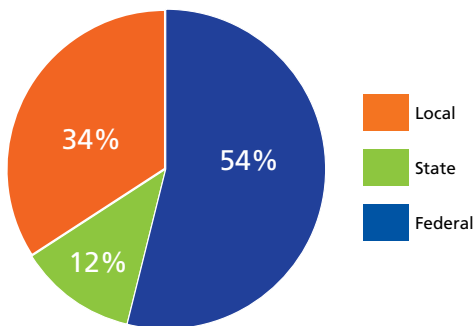
Total \$2,144,749



### Costs by placement type

Licensed foster home	\$1,494,660
Group/residential care	\$643,413
Independent living placement/other	\$6,676

## 2018 PUBLIC CHILDREN SERVICES SPENDING



<b>Total*</b>	<b>\$9,425,947</b>
<b>Federal</b>	<b>\$5,077,237</b>
<b>State</b>	<b>\$1,134,368</b>
<b>Local</b>	<b>\$3,214,342</b>

\*2018 Children Services Spending data are for South Central Ohio DJFS, which includes Hocking, Ross and Vinton Counties.

Of Ohio's 88 counties, Ross County did maintain a children services levy in 2018.

## ADOPTION ASSISTANCE AND SUBSIDIES

Total \$495,540

