

Richland



Population

120,589

- **Race:** White 87% • African American 8%
Multiracial 4% • Other 1%
- **Ethnicity:** Hispanic 2%

Child Population

26,248

Placement Rate

- Number of children in custody per 1,000 **6.2**

Per Capita Income

\$36,434

Poverty Rate

- All ages **17%**
- Children **26%**

Ohio Works First Child Only

- Children receiving child only benefit **1,084**
- Caregivers receive \$289/month for the first child and an increase for each additional sibling

Grandparents Raising Grandchildren

1,161

FAMILIES AND CHILDREN SERVED

2016 2018



Children placed out of home by the PCSA

128 163

JUVENILE COURT

2016 2018

Court timeliness

Cases pending beyond Supreme Court timeframes 20% 21%

PERMANENCY

2016 2018

Children who gained permanency through

Reunification	11	25
Guardianship	5	7
Custody to relative	12	23
Adoption	11	13

Children waiting to be adopted 9 7

Children supported by Kinship Permanency Incentive Program 285 335

EMANCIPATED YOUTH

2016 2018

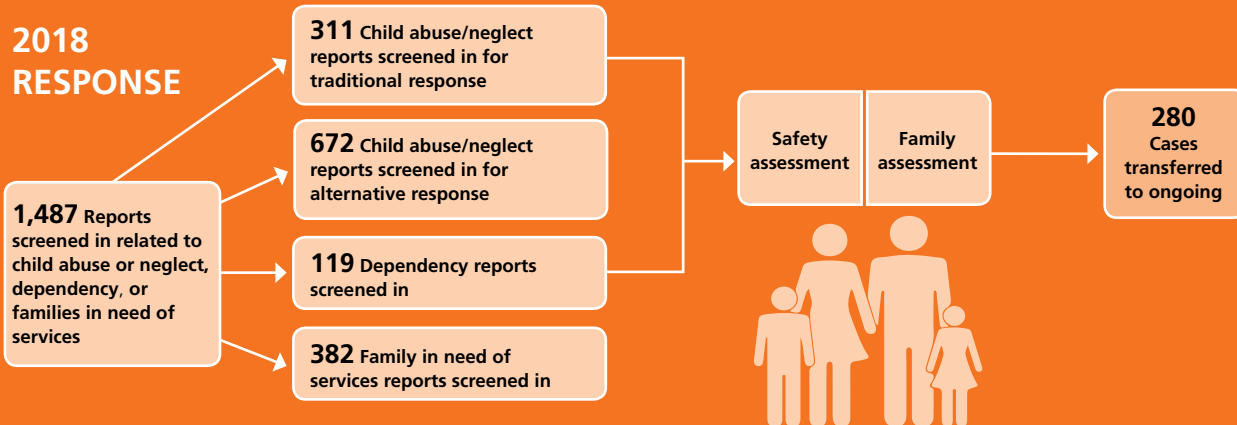
Youth aged out of care 5 7

Median # of days in custody before emancipation 127 307

Students received Chaffee ETV post-secondary education grants 2 1

Emancipated youth enrolled in Medicaid 19 19

2018 RESPONSE




TYPES OF REPORTS

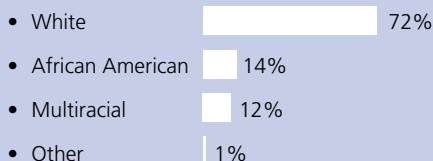
Physical abuse	207	14%
Neglect	379	25%
Sexual Abuse	118	8%
Emotional Maltreatment	55	4%
Multiple Allegations of Abuse/Neglect	201	14%
Family in Need of Services/Dependency/Other	527	35%
Total	1,487	100%

CHILDREN IN PCSA CUSTODY ON 7/1/2018


What type of custody?



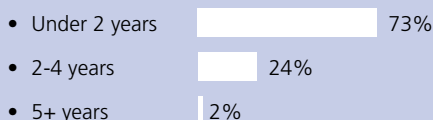
What Race?



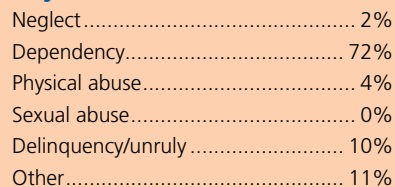
How old?



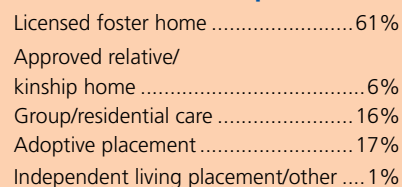
How long in custody?



Why removed from home?



Where are children placed?

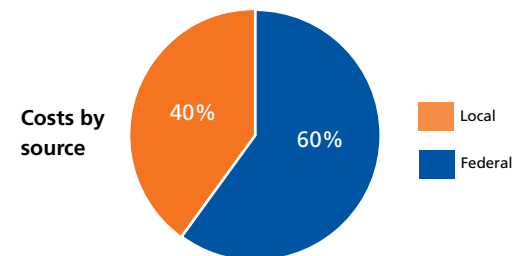


CONTACT INFORMATION

Richland County Children Services
<http://www.richlandcountychildrenservices.org/>
 419-774-4100

PLACEMENT COSTS

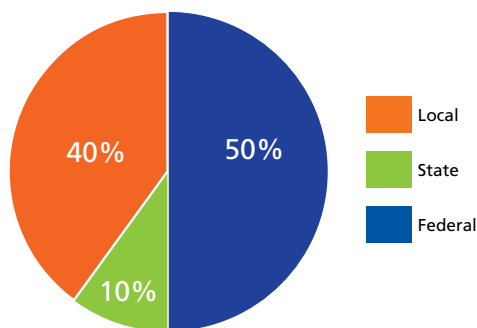
Total \$1,819,553



Costs by placement type

Licensed foster home	\$1,123,041
Group/residential care	\$673,017
Independent living placement/other	\$23,495

2018 PUBLIC CHILDREN SERVICES SPENDING



Total	\$10,879,408
Federal	\$5,416,568
State	\$1,082,334
Local	\$4,380,506

Of Ohio's 88 counties, Richland County did maintain a children services levy in 2018.

ADOPTION ASSISTANCE AND SUBSIDIES

Total \$966,477

