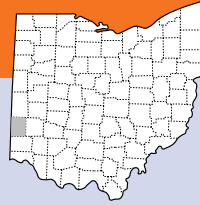


# Preble



## Population

41,120

- **Race:** White 97% • African American 1%  
Multiracial 2% • Other 1%
- **Ethnicity:** Hispanic 1%

## Child Population

9,201

## Placement Rate

- Number of children in custody per 1,000 **17.2**

## Per Capita Income

\$37,099

## Poverty Rate

- All ages **14%**
- Children **20%**

## Ohio Works First Child Only


- Children receiving child only benefit **297**
- Caregivers receive \$289/month for the first child and an increase for each additional sibling

## Grandparents Raising Grandchildren

532

## FAMILIES AND CHILDREN SERVED

2016 2018



Children placed out of home by the PCSA

178 158

## JUVENILE COURT

2016 2018

### Court timeliness

Cases pending beyond Supreme Court timeframes **25%** **15%**

## PERMANENCY

2016 2018

Children who gained permanency through

|                     |    |    |
|---------------------|----|----|
| Reunification       | 42 | 8  |
| Guardianship        | 2  | 4  |
| Custody to relative | 14 | 28 |
| Adoption            | 11 | 22 |

Children waiting to be adopted **20** **19**

Children supported by Kinship Permanency Incentive Program **42** **67**

## EMANCIPATED YOUTH

2016 2018

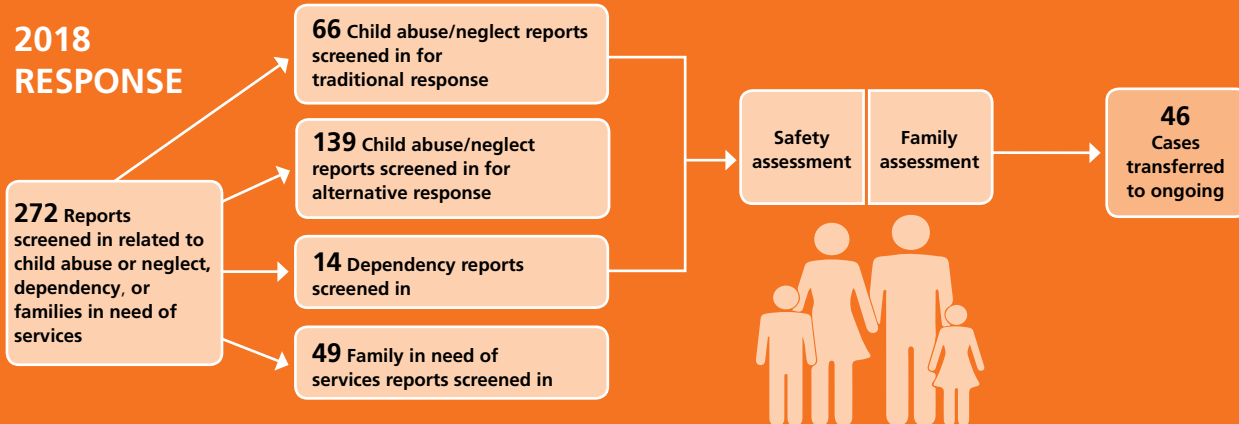
Youth aged out of care **7** **8**

Median # of days in custody before emancipation **1,311** **1,015**

Students received Chaffee ETV post-secondary education grants **2** **1**

Emancipated youth enrolled in Medicaid **29** **29**

## 2018 RESPONSE




## TYPES OF REPORTS

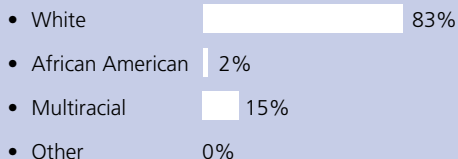
|   |            |             |
|---|------------|-------------|
| Physical abuse                              | 52         | 19%         |
| Neglect                                     | 69         | 25%         |
| Sexual Abuse                                | 30         | 11%         |
| Emotional Maltreatment                      | 1          | 0%          |
| Multiple Allegations of Abuse/Neglect       | 39         | 14%         |
| Family in Need of Services/Dependency/Other | 81         | 30%         |
| <b>Total</b>                                | <b>272</b> | <b>100%</b> |

## CHILDREN IN PCSA CUSTODY ON 7/1/2018

### What type of custody?



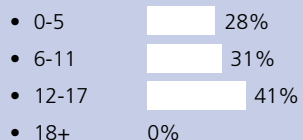
### What Race?



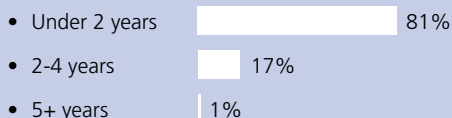
81

Children in Custody

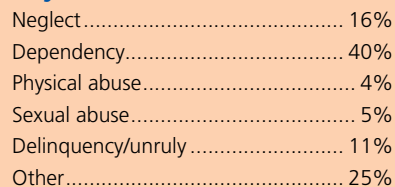
### How old?



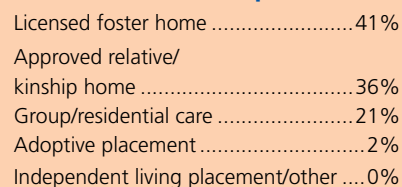
### How long in custody?



### Why removed from home?



### Where are children placed?

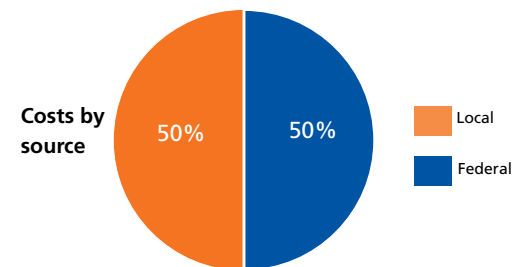


## CONTACT INFORMATION

Preble County Job and Family Services  
[http://www.prebco.org/Preble\\_County\\_Commissioners\\_Job\\_and\\_Family\\_Services.htm](http://www.prebco.org/Preble_County_Commissioners_Job_and_Family_Services.htm)  
 937-456-6205

## PLACEMENT COSTS

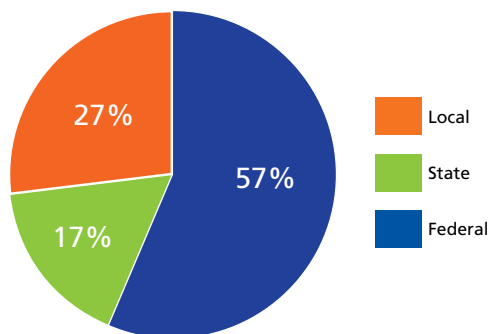
Total \$1,296,150



### Costs by placement type

|                                    |           |
|------------------------------------|-----------|
| Licensed foster home               | \$634,255 |
| Group/residential care             | \$661,895 |
| Independent living placement/other | \$0       |

## 2018 PUBLIC CHILDREN SERVICES SPENDING



|                |                    |
|----------------|--------------------|
| <b>Total</b>   | <b>\$2,814,904</b> |
| <b>Federal</b> | <b>\$1,596,790</b> |
| <b>State</b>   | <b>\$466,869</b>   |
| <b>Local</b>   | <b>\$751,245</b>   |

Of Ohio's 88 counties, Preble County did maintain a children services levy in 2018.

## ADOPTION ASSISTANCE AND SUBSIDIES

Total \$336,154

