

Pike



Population **28,270**

- **Race:** White 96% • African American 1%
Multiracial 2% • Other 1%

- **Ethnicity:** Hispanic 1%

Child Population **6,820**

Placement Rate

- Number of children in custody per 1,000 **15.8**

Per Capita Income **\$32,985**

Poverty Rate

- All ages **21%**
- Children **28%**

Ohio Works First Child Only

- Children receiving child only benefit **451**
- Caregivers receive \$289/month for the first child and an increase for each additional sibling

Grandparents Raising Grandchildren **448**

FAMILIES AND CHILDREN SERVED

2016 2018



Children placed out of home by the PCSA **103 108**

JUVENILE COURT

2016 2018

Court timeliness
Cases pending beyond Supreme Court timeframes **17% 14%**

PERMANENCY

2016 2018

Children who gained permanency through

Reunification	9	23
Guardianship	3	3
Custody to relative	29	26
Adoption	10	10

Children waiting to be adopted **7 5**

Children supported by Kinship Permanency Incentive Program **38 52**

EMANCIPATED YOUTH

2016 2018

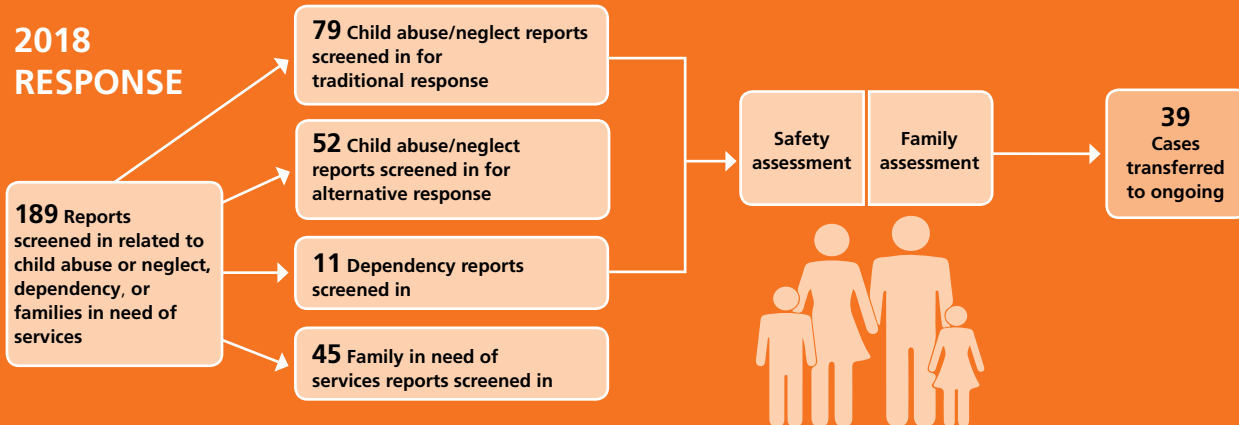
Youth aged out of care **1 0**

Median # of days in custody before emancipation **686 N/A**

Students received Chaffee ETV post-secondary education grants **0 0**

Emancipated youth enrolled in Medicaid **6 4**

2018 RESPONSE




TYPES OF REPORTS

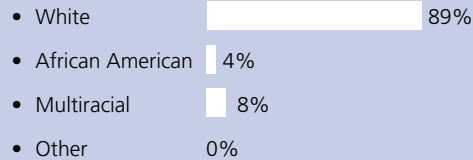
Physical abuse	36	19%
Neglect	62	33%
Sexual Abuse	21	11%
Emotional Maltreatment	0	0%
Multiple Allegations of Abuse/Neglect	14	7%
Family in Need of Services/Dependency/Other	56	30%
Total	189	100%

CHILDREN IN PCSA CUSTODY ON 7/1/2018

What type of custody?



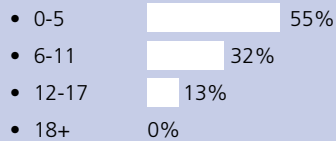
What Race?



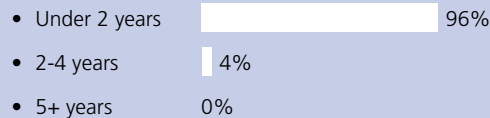
53

Children in Custody

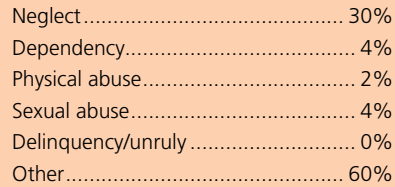
How old?



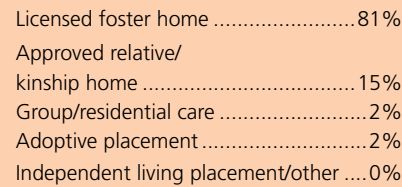
How long in custody?



Why removed from home?



Where are children placed?

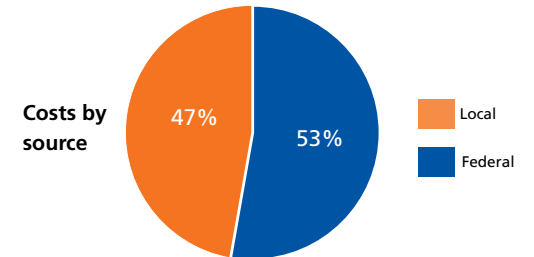


CONTACT INFORMATION

Pike County Department of Job and Family Services
www.pikecojfs.org/
 740-947-5080

PLACEMENT COSTS

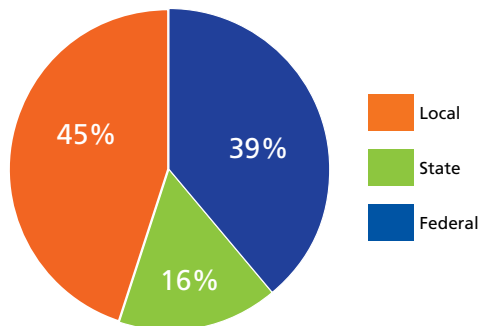
Total \$777,855



Costs by placement type

Licensed foster home	\$747,201
Group/residential care	\$30,325
Independent living placement/other	\$328

2018 PUBLIC CHILDREN SERVICES SPENDING



Total	\$2,735,427
Federal	\$1,074,927
State	\$438,351
Local	\$1,222,149

Of Ohio's 88 counties, Pike County did maintain a children services levy in 2018.

ADOPTION ASSISTANCE AND SUBSIDIES

Total \$151,084

