

Pickaway



Population

57,830

- **Race:** White 94% • African American 3%
Multiracial 2% • Other 1%
- **Ethnicity:** Hispanic 1%

Child Population

13,693

Placement Rate

- Number of children in custody per 1,000 **5.3**

Per Capita Income

\$36,839

Poverty Rate

- All ages **12%**
- Children **17%**

Ohio Works First Child Only

- Children receiving child only benefit **466**
- Caregivers receive \$289/month for the first child and an increase for each additional sibling

Grandparents Raising Grandchildren

671

FAMILIES AND CHILDREN SERVED

2016 2018



Children placed out of home by the PCSA

70 73

JUVENILE COURT

2016 2018

Court timeliness

Cases pending beyond Supreme Court timeframes **5% 0%**

Court custody

Children in custody of IV-E Juvenile Court **0 0**

PERMANENCY

2016 2018

Children who gained permanency through

Reunification	8	14
Guardianship	3	0
Custody to relative	15	3
Adoption	8	4

Children waiting to be adopted **18 14**

Children supported by Kinship Permanency Incentive Program **48 70**

EMANCIPATED YOUTH

2016 2018

Youth aged out of care **3 1**

Median # of days in custody before emancipation **489 2,048**

Students received Chaffee ETV post-secondary education grants **0 1**

Emancipated youth enrolled in Medicaid **12 11**

2018 RESPONSE

164 Reports screened in related to child abuse or neglect, dependency, or families in need of services

95 Child abuse/neglect reports screened in for traditional response

50 Child abuse/neglect reports screened in for alternative response

10 Dependency reports screened in

9 Family in need of services reports screened in

Safety assessment Family assessment

25 Cases transferred to ongoing




TYPES OF REPORTS

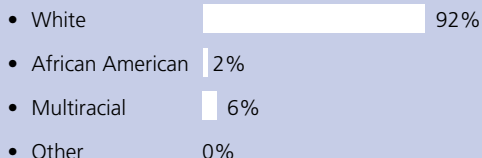
Physical abuse	35	21%
Neglect	47	29%
Sexual Abuse	29	18%
Emotional Maltreatment	4	2%
Multiple Allegations of Abuse/Neglect	27	16%
Family in Need of Services/Dependency/Other	22	13%
Total	164	100%

CHILDREN IN PCSA CUSTODY ON 7/1/2018

What type of custody?



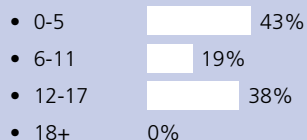
What Race?



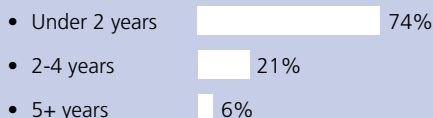
53

Children in Custody

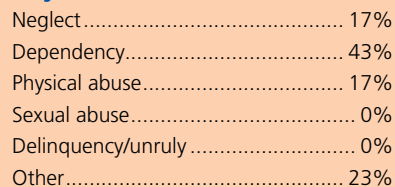
How old?



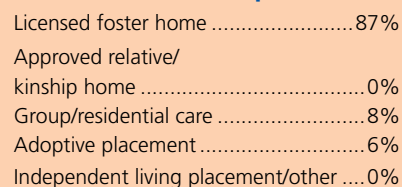
How long in custody?



Why removed from home?



Where are children placed?

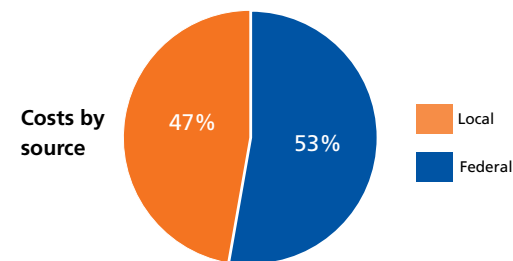


CONTACT INFORMATION

Pickaway County Job and Family Services
<http://www.pickawayjfs.org>
 740-474-7588

PLACEMENT COSTS

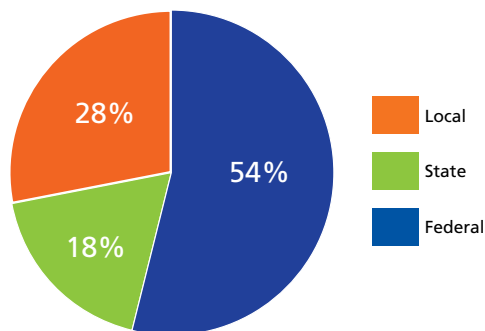
Total \$1,150,167



Costs by placement type

Licensed foster home	\$780,058
Group/residential care	\$369,959
Independent living placement/other	\$150

2018 PUBLIC CHILDREN SERVICES SPENDING



Total	\$2,516,657
Federal	\$1,350,524
State	\$452,878
Local	\$713,255

Of Ohio's 88 counties, Pickaway County did not maintain a children services levy in 2018.

ADOPTION ASSISTANCE AND SUBSIDIES

Total \$207,301

