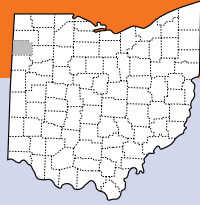


# Paulding



## Population

18,845

- **Race:** White 95% • African American 1%  
Multiracial 2% • Other 2%
- **Ethnicity:** Hispanic 5%

## Child Population

4,343

## Placement Rate

- Number of children in custody per 1,000 **2.5**

## Per Capita Income

\$36,545

## Poverty Rate

- All ages **11%**
- Children **15%**

## Ohio Works First Child Only

- Children receiving child only benefit\* **205**
- Caregivers receive \$289/month for the first child and an increase for each additional sibling

## Grandparents Raising Grandchildren

214

\*Total is for Defiance/Paulding Consolidated DJFS.

## FAMILIES AND CHILDREN SERVED

2016 2018



Children placed out of home by the PCSA

19 11

## JUVENILE COURT

2016 2018

### Court timeliness

Cases pending beyond Supreme Court timeframes **50%** **33%**

## PERMANENCY

2016 2018

Children who gained permanency through

Reunification	3	0
Guardianship	0	1
Custody to relative	3	1
Adoption	0	0

Children waiting to be adopted **0** **3**

Children supported by Kinship Permanency Incentive Program **5** **7**

## EMANCIPATED YOUTH

2016 2018

Youth aged out of care **0** **1**

Median # of days in custody before emancipation **N/A** **525**

Students received Chaffee ETV post-secondary education grants **1** **0**

Emancipated youth enrolled in Medicaid **5** **8**

## 2018 RESPONSE

47 Reports screened in related to child abuse or neglect, dependency, or families in need of services

20 Child abuse/neglect reports screened in for traditional response

22 Child abuse/neglect reports screened in for alternative response

3 Dependency reports screened in

2 Family in need of services reports screened in

Safety assessment Family assessment

3 Cases transferred to ongoing






## TYPES OF REPORTS





Physical abuse	13	28%
Neglect	12	26%
Sexual Abuse	11	23%
Emotional Maltreatment	0	0%
Multiple Allegations of Abuse/Neglect	6	13%
Family in Need of Services/Dependency/Other	5	11%
<b>Total</b>	<b>47</b>	<b>100%</b>

### CHILDREN IN PCSA CUSTODY ON 7/1/2018

#### What type of custody?





- Temporary custody  50%
- Permanent custody  50%
- Planned permanent living arrangement  0%

#### What Race?




- White  75%
- African American  0%
- Multiracial  25%
- Other  0%



#### How old?

- 0-5  63%
- 6-11  13%
- 12-17  25%
- 18+  0%

#### How long in custody?

- Under 2 years  50%
- 2-4 years  50%
- 5+ years  0%

#### Why removed from home?



- Neglect..... 13%
- Dependency..... 88%
- Physical abuse..... 0%
- Sexual abuse..... 0%
- Delinquency/unruly..... 0%
- Other..... 0%

#### Where are children placed?



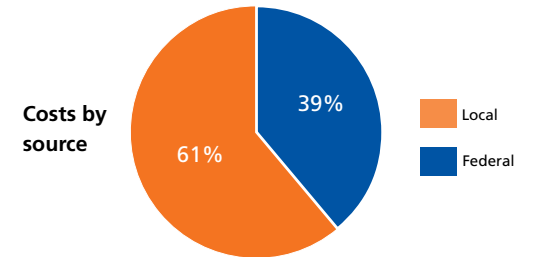
- Licensed foster home ..... 75%
- Approved relative/kinship home ..... 0%
- Group/residential care ..... 13%
- Adoptive placement ..... 13%
- Independent living placement/other .... 0%

### CONTACT INFORMATION

Defiance/Paulding Consolidated JFS  
[https://www.dcoffices.org/office/oh\\_43512\\_defiancepaulding-consolidated-job-and-family-services](https://www.dcoffices.org/office/oh_43512_defiancepaulding-consolidated-job-and-family-services)  
 419-399-3756

### PLACEMENT COSTS

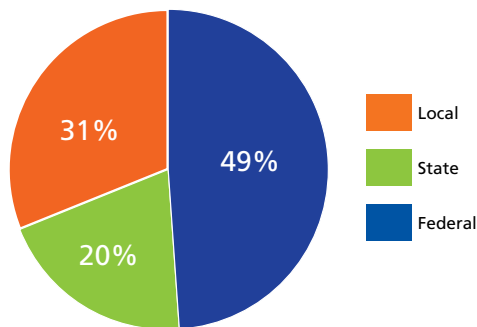
Total \$136,755



#### Costs by placement type

Licensed foster home	\$122,493
Group/residential care	\$14,262
Independent living placement/other	\$0

### 2018 PUBLIC CHILDREN SERVICES SPENDING



<b>Total*</b>	<b>\$2,902,318</b>
<b>Federal</b>	<b>\$1,424,143</b>
<b>State</b>	<b>\$589,079</b>
<b>Local</b>	<b>\$889,096</b>

\*2018 Children Services Spending data are for Defiance/Paulding Consolidated DJFS, which includes Defiance and Paulding Counties.

Of Ohio's 88 counties, Paulding County did not maintain a children services levy in 2018.

### ADOPTION ASSISTANCE AND SUBSIDIES

Total \$67,580

