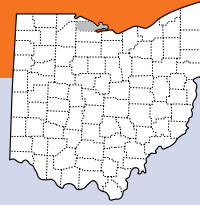


Ottawa



Population **40,657**

• **Race:** White 96% • African American 1%
Multiracial 1% • Other 2%

• **Ethnicity:** Hispanic 5%

Child Population **7,667**

Placement Rate **6.7**

• Number of children in custody per 1,000

Per Capita Income **\$46,610**

Poverty Rate **11%**

• All ages **11%**
• Children **19%**

Ohio Works First Child Only **196**

• Children receiving child only benefit
• Caregivers receive \$289/month for the first child and an increase for each additional sibling

Grandparents Raising Grandchildren **220**

FAMILIES AND CHILDREN SERVED

2016 2018



Children placed out of home by the PCSA **44** **51**

JUVENILE COURT

2016 2018

Court timeliness
Cases pending beyond Supreme Court timeframes **6%** **9%**

Court custody
Children in custody of IV-E Juvenile Court **1** **2**

PERMANENCY

2016 2018

Children who gained permanency through

Reunification	10	11
Guardianship	2	0
Custody to relative	3	5
Adoption	4	6

Children waiting to be adopted **12** **8**

Children supported by Kinship Permanency Incentive Program **18** **33**

EMANCIPATED YOUTH

2016 2018

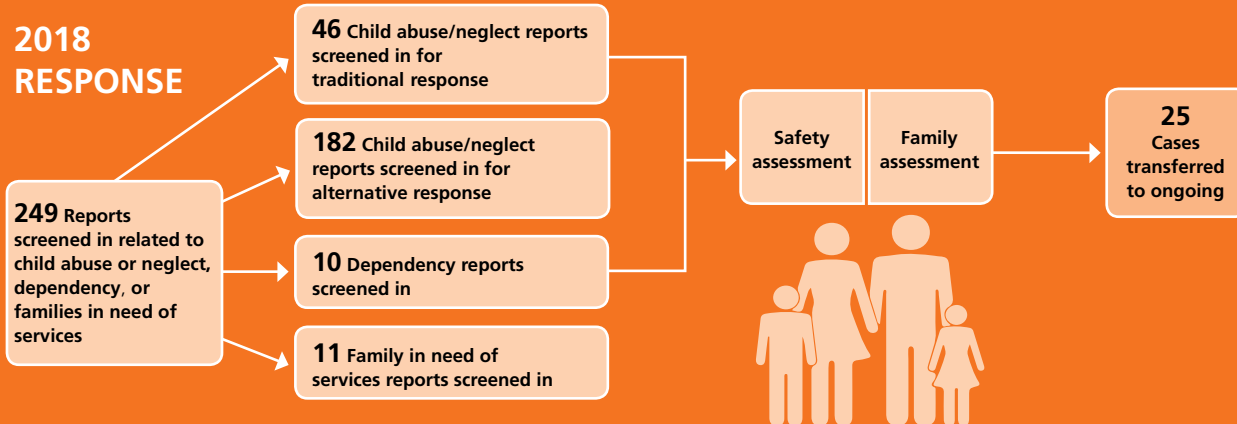
Youth aged out of care **2** **2**

Median # of days in custody before emancipation **1,788** **863**

Students received Chaffee ETV post-secondary education grants **0** **1**

Emancipated youth enrolled in Medicaid **7** **7**

2018 RESPONSE




TYPES OF REPORTS

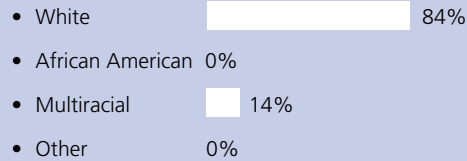
Physical abuse	80	32%
Neglect	63	25%
Sexual Abuse	22	9%
Emotional Maltreatment	1	0%
Multiple Allegations of Abuse/Neglect	63	25%
Family in Need of Services/Dependency/Other	20	8%
Total	249	100%

CHILDREN IN PCSA CUSTODY ON 7/1/2018

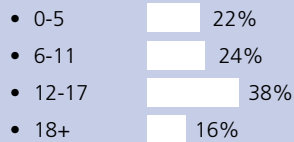
What type of custody?



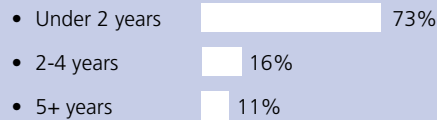
What Race?



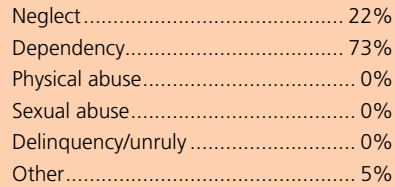
How old?



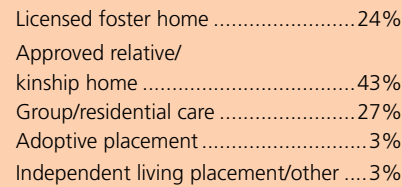
How long in custody?



Why removed from home?



Where are children placed?

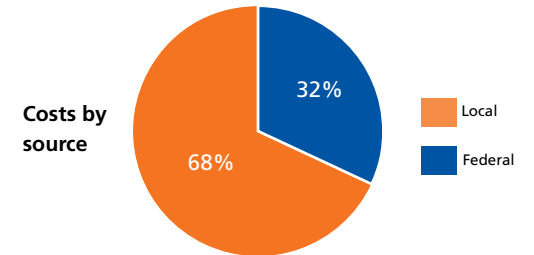


CONTACT INFORMATION

Ottawa County Department of Job and Family Services
www.ottawacountyjfs.org
 419-898-3688

PLACEMENT COSTS

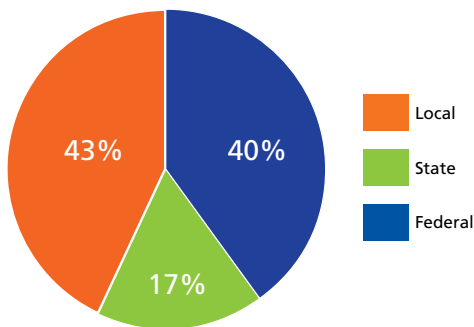
Total \$1,214,488



Costs by placement type

Licensed foster home	\$418,818
Group/residential care	\$795,670
Independent living placement/other	\$0

2018 PUBLIC CHILDREN SERVICES SPENDING



Total	\$2,296,117
Federal	\$908,321
State	\$390,896
Local	\$996,900

Of Ohio's 88 counties, Ottawa County did not maintain a children services levy in 2018.

ADOPTION ASSISTANCE AND SUBSIDIES

Total \$195,083

