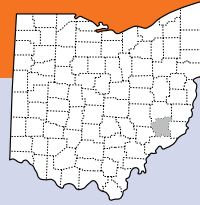


Noble



Population

14,406

- **Race:** White 92% • African American 6%
Multiracial 2% • Other 1%
- **Ethnicity:** Hispanic 1%

Child Population

2,661

Placement Rate

- Number of children in custody per 1,000 **15.0**

Per Capita Income

\$29,673

Poverty Rate

- All ages **12%**
- Children **17%**

Ohio Works First Child Only

- Children receiving child only benefit **71**
- Caregivers receive \$289/month for the first child and an increase for each additional sibling

Grandparents Raising Grandchildren

119

FAMILIES AND CHILDREN SERVED

2016 2018



Children placed out of home by the PCSA

24 40

JUVENILE COURT

2016 2018

Court timeliness

Cases pending beyond Supreme Court timeframes 61% 61%

PERMANENCY

2016 2018

Children who gained permanency through

Reunification	9	10
Guardianship	0	0
Custody to relative	4	10
Adoption	0	0

Children waiting to be adopted 0 5

Children supported by Kinship Permanency Incentive Program 4 10

EMANCIPATED YOUTH

2016 2018

Youth aged out of care 0 1

Median # of days in custody before emancipation N/A 795

Students received Chaffee ETV post-secondary education grants 0 0

Emancipated youth enrolled in Medicaid 1 0

2018 RESPONSE

82 Reports screened in related to child abuse or neglect, dependency, or families in need of services

36 Child abuse/neglect reports screened in for traditional response

31 Child abuse/neglect reports screened in for alternative response

1 Dependency report screened in

14 Family in need of services reports screened in

Safety assessment Family assessment

17 Cases transferred to ongoing




TYPES OF REPORTS

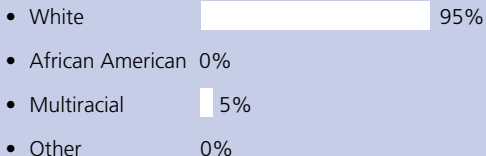
Physical abuse	14	17%
Neglect	24	29%
Sexual Abuse	8	10%
Emotional Maltreatment	2	2%
Multiple Allegations of Abuse/Neglect	19	23%
Family in Need of Services/Dependency/Other	15	18%
Total	82	100%

CHILDREN IN PCSA CUSTODY ON 7/1/2018


What type of custody?



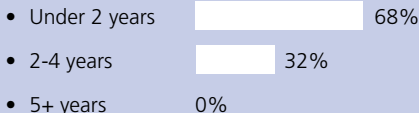
What Race?



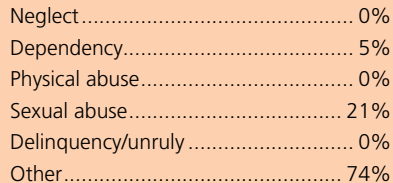
How old?



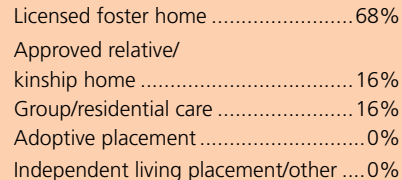
How long in custody?



Why removed from home?



Where are children placed?

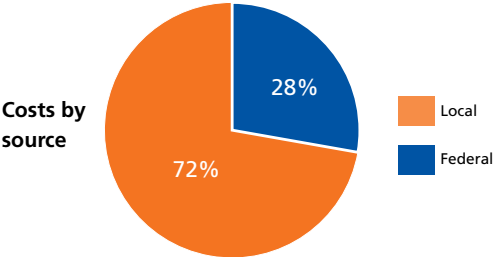


CONTACT INFORMATION

Noble County Department of Job and Family Services
<http://www.ncdjfs.org>
 740-732-2392

PLACEMENT COSTS

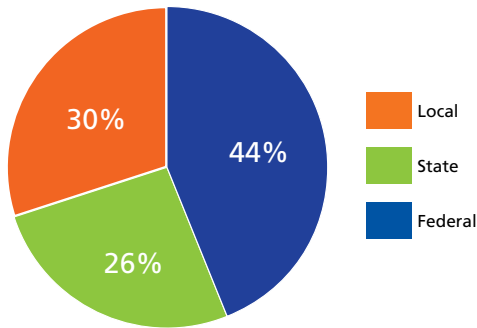
Total \$279,307



Costs by placement type

Licensed foster home	\$107,335
Group/residential care	\$171,972
Independent living placement/other	\$0

2018 PUBLIC CHILDREN SERVICES SPENDING



Total	\$840,606
Federal	\$368,296
State	\$219,026
Local	\$253,284

Of Ohio's 88 counties, Noble County did not maintain a children services levy in 2018.

ADOPTION ASSISTANCE AND SUBSIDIES

Total \$12,428

