

Muskingum



Population

86,149

- **Race:** White 92% • African American 3%
Multiracial 4% • Other 1%
- **Ethnicity:** Hispanic 1%

Child Population

19,641

Placement Rate

- Number of children in custody per 1,000 **17.0**

Per Capita Income

\$37,931

Poverty Rate

- All ages **17%**
- Children **25%**

Ohio Works First Child Only


- Children receiving child only benefit **1,232**
- Caregivers receive \$289/month for the first child and an increase for each additional sibling

Grandparents Raising Grandchildren

700

FAMILIES AND CHILDREN SERVED

2016 2018



Children placed out of home by the PCSA

227 333

JUVENILE COURT

2016 2018

Court timeliness

Cases pending beyond Supreme Court timeframes **13%** **4%**

Court custody

Children in custody of IV-E Juvenile Court **2** **2**

PERMANENCY

2016 2018

Children who gained permanency through

Reunification	44	52
Guardianship	17	21
Custody to relative	73	87
Adoption	5	9

Children waiting to be adopted **1** **5**

Children supported by Kinship Permanency Incentive Program **323** **326**

EMANCIPATED YOUTH

2016 2018

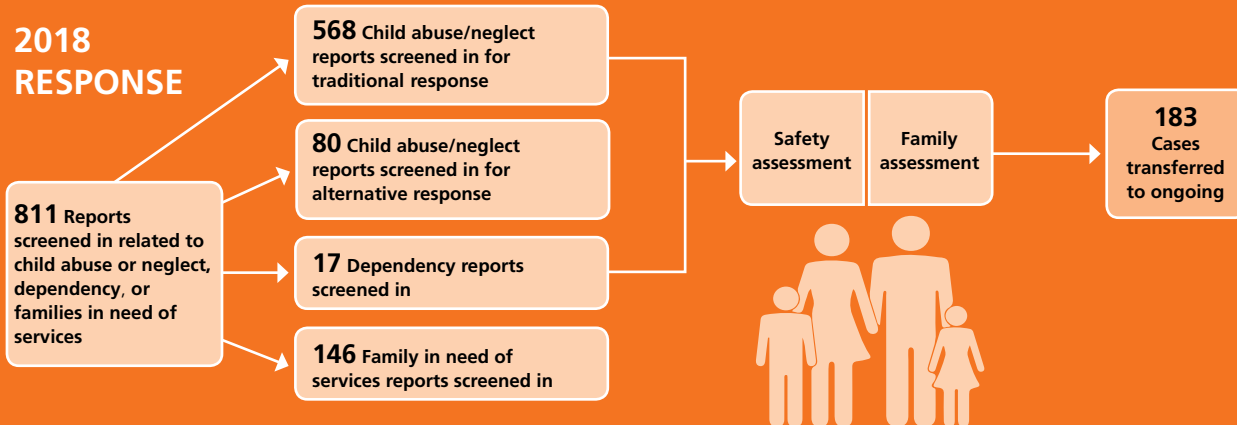
Youth aged out of care **1** **6**

Median # of days in custody before emancipation **1,920** **190**

Students received Chaffee ETV post-secondary education grants **2** **1**

Emancipated youth enrolled in Medicaid **10** **9**

2018 RESPONSE

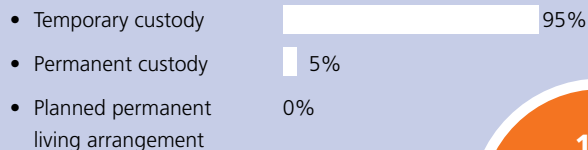


TYPES OF REPORTS

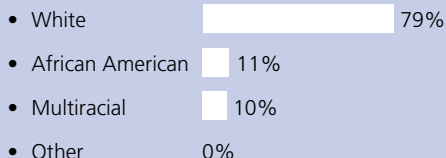
Physical abuse	77	9%
Neglect	355	44%
Sexual Abuse	56	7%
Emotional Maltreatment	3	0%
Multiple Allegations of Abuse/Neglect	151	19%
Family in Need of Services/Dependency/Other	169	21%
Total	811	100%

CHILDREN IN PCSA CUSTODY ON 7/1/2018

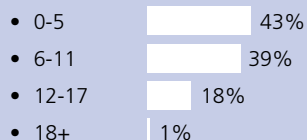
What type of custody?



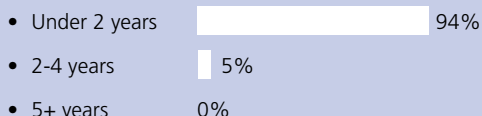
What Race?



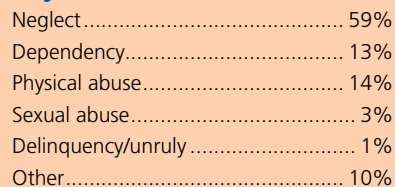
How old?



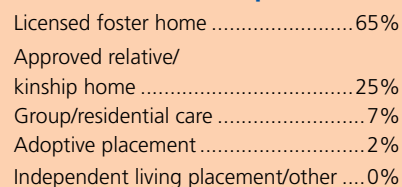
How long in custody?



Why removed from home?



Where are children placed?

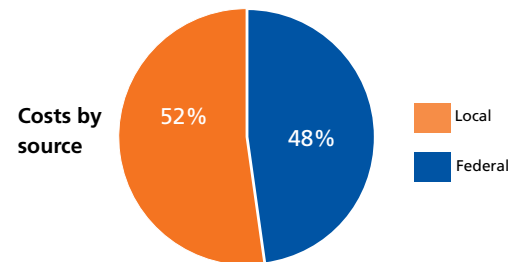


CONTACT INFORMATION

Muskingum County Adult and Child Protective Services
<http://www.muskingumkids.org>
 (740) 455-6710

PLACEMENT COSTS

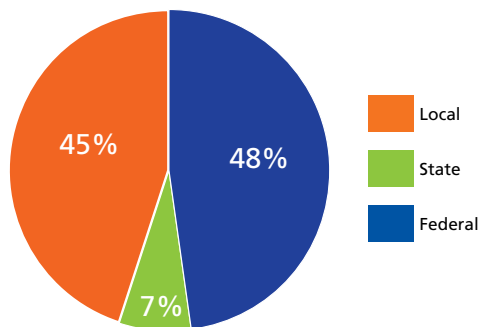
Total \$2,347,702



Costs by placement type

Licensed foster home	\$1,129,028
Group/residential care	\$1,161,494
Independent living placement/other	\$57,180

2018 PUBLIC CHILDREN SERVICES SPENDING



Total	\$11,617,661
Federal	\$5,574,716
State	\$804,876
Local	\$5,238,069

Of Ohio's 88 counties, Muskingum County did maintain a children services levy in 2018.

ADOPTION ASSISTANCE AND SUBSIDIES

Total \$1,187,319

