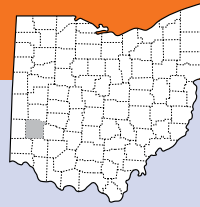




Montgomery



Population

531,542

- **Race:** White 74% • African American 21%
Multiracial 3% • Other 3%
- **Ethnicity:** Hispanic 3%

Child Population

117,368

Placement Rate

- Number of children in custody per 1,000 **9.5**

Per Capita Income

\$43,051

Poverty Rate

- All ages **19%**
- Children **29%**

Ohio Works First Child Only

- Children receiving child only benefit **4,845**
- Caregivers receive \$289/month for the first child and an increase for each additional sibling

Grandparents Raising Grandchildren

5,577

FAMILIES AND CHILDREN SERVED

2016 2018



Children placed out of home by the PCSA

1,110 1,112

JUVENILE COURT

2016 2018

Court timeliness

Cases pending beyond Supreme Court timeframes **3%** **6%**

Court custody

Children in custody of IV-E Juvenile Court **45** **47**

PERMANENCY

2016 2018

Children who gained permanency through

Reunification	114	125
Guardianship	28	42
Custody to relative	107	107
Adoption	65	106

Children waiting to be adopted **178** **174**

Children supported by Kinship Permanency Incentive Program **683** **655**

EMANCIPATED YOUTH

2016 2018

Youth aged out of care **54** **56**

Median # of days in custody before emancipation **992** **965**

Students received Chaffee ETV post-secondary education grants **17** **15**

Emancipated youth enrolled in Medicaid **344** **338**

2018 RESPONSE

4,282 Reports screened in related to child abuse or neglect, dependency, or families in need of services

965 Child abuse/neglect reports screened in for traditional response

2,407 Child abuse/neglect reports screened in for alternative response

446 Dependency reports screened in

429 Family in need of services reports screened in

Safety assessment Family assessment

932 Cases transferred to ongoing

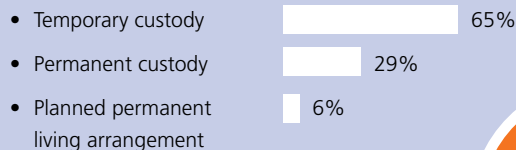


TYPES OF REPORTS

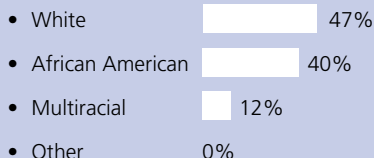
Physical abuse	765	18%
Neglect	1,100	26%
Sexual Abuse	340	8%
Emotional Maltreatment	254	6%
Multiple Allegations of Abuse/Neglect	870	20%
Family in Need of Services/Dependency/Other	953	22%
Total	4,282	100%

CHILDREN IN PCSA CUSTODY ON 7/1/2018

What type of custody?



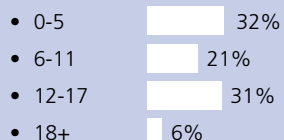
What Race?



702

Children in Custody

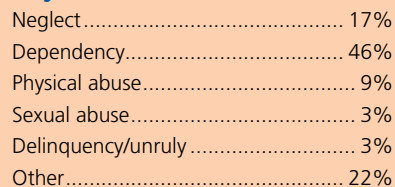
How old?



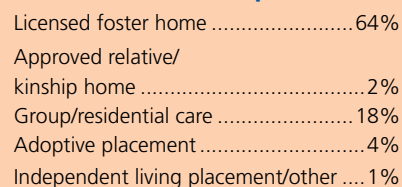
How long in custody?



Why removed from home?



Where are children placed?

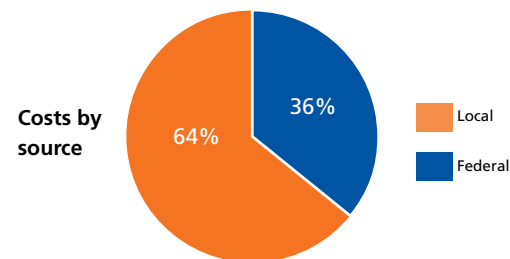


CONTACT INFORMATION

Montgomery County Job and Family Services
http://mcoho.org/departments/job_and_family_services/index.php
 937-224-5437

PLACEMENT COSTS

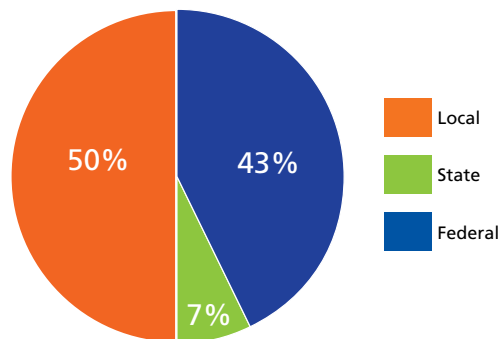
Total \$21,330,832



Costs by placement type

Licensed foster home	\$12,351,296
Group/residential care	\$8,812,791
Independent living placement/other	\$166,745

2018 PUBLIC CHILDREN SERVICES SPENDING



Total	\$61,785,764
Federal	\$26,669,397
State	\$4,350,540
Local	\$30,765,827

Of Ohio's 88 counties, Montgomery County did maintain a children services levy in 2018.

ADOPTION ASSISTANCE AND SUBSIDIES

Total \$8,188,470

