

Monroe



Population 13,946

• **Race:** White 98% • African American 0%
Multiracial 1% • Other 1%

• **Ethnicity:** Hispanic 1%

Child Population 2,522

Placement Rate 5.9

• Number of children in custody per 1,000

Per Capita Income \$29,925

Poverty Rate 19%

• All ages 19%
• Children 33%

Ohio Works First Child Only 46

• Children receiving child only benefit
• Caregivers receive \$289/month for the first child and an increase for each additional sibling

Grandparents Raising Grandchildren 66

FAMILIES AND CHILDREN SERVED

2016 2018



Children placed out of home by the PCSA 14 15

JUVENILE COURT

2016 2018

Court timeliness
Cases pending beyond Supreme Court timeframes 65% 37%

Court custody
Children in custody of IV-E Juvenile Court 4 12

PERMANENCY

2016 2018

Children who gained permanency through
Reunification 3 3
Guardianship 0 0
Custody to relative 1 1
Adoption 1 1

Children waiting to be adopted 1 3

Children supported by Kinship Permanency Incentive Program 0 0

EMANCIPATED YOUTH

2016 2018

Youth aged out of care 0 0

Median # of days in custody before emancipation N/A N/A

Students received Chaffee ETV post-secondary education grants 0 0

Emancipated youth enrolled in Medicaid 3 4

2018 RESPONSE

86 Reports screened in related to child abuse or neglect, dependency, or families in need of services

33 Child abuse/neglect reports screened in for traditional response

41 Child abuse/neglect reports screened in for alternative response

2 Dependency reports screened in

9 Family in need of services reports screened in

Safety assessment Family assessment

15 Cases transferred to ongoing




TYPES OF REPORTS


Physical abuse	24	28%
Neglect	37	43%
Sexual Abuse	6	7%
Emotional Maltreatment	0	0%
Multiple Allegations of Abuse/Neglect	8	9%
Family in Need of Services/Dependency/Other	11	13%
Total	86	100%

CHILDREN IN PCSA CUSTODY ON 7/1/2018


What type of custody?



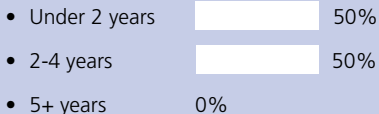
What Race?



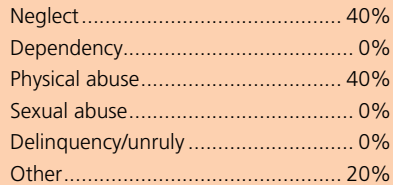
How old?



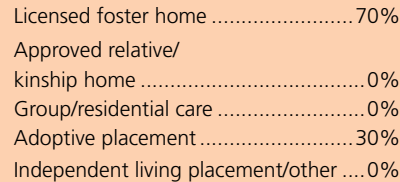
How long in custody?



Why removed from home?



Where are children placed?

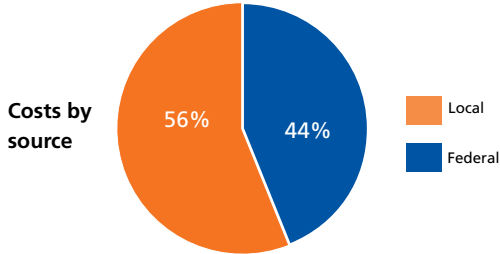


CONTACT INFORMATION

Monroe County DJFS
https://www.monroecountyohio.com/departments/job_and_family_services/children_services.php
 740-472-1602

PLACEMENT COSTS

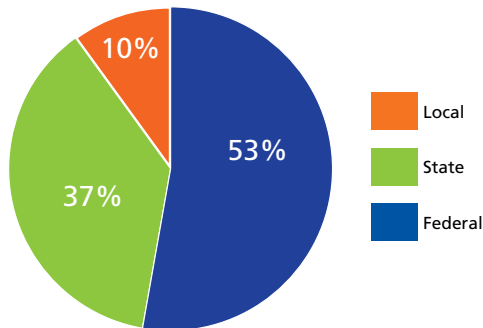
Total \$166,871



Costs by placement type

Licensed foster home	\$166,871
Group/residential care	\$0
Independent living placement/other	\$0

2018 PUBLIC CHILDREN SERVICES SPENDING



Total	\$1,042,823
Federal	\$549,285
State	\$387,645
Local	\$105,893

Of Ohio's 88 counties, Monroe County did not maintain a children services levy in 2018.

ADOPTION ASSISTANCE AND SUBSIDIES

Total \$45,622

