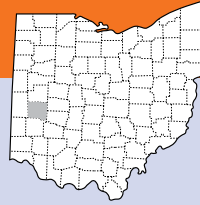


Miami



Population

105,122

- **Race:** White 94% • African American 2%
Multiracial 2% • Other 2%
- **Ethnicity:** Hispanic 2%

Child Population

24,161

Placement Rate

- Number of children in custody per 1,000 **2.4**

Per Capita Income

\$42,985

Poverty Rate

- All ages **11%**
- Children **16%**

Ohio Works First Child Only


- Children receiving child only benefit **529**
- Caregivers receive \$289/month for the first child and an increase for each additional sibling

Grandparents Raising Grandchildren

716

FAMILIES AND CHILDREN SERVED

2016 2018



Children placed out of home by the PCSA

81 60

JUVENILE COURT

2016 2018

Court timeliness

Cases pending beyond Supreme Court timeframes **9%** **1%**

Court custody

Children in custody of IV-E Juvenile Court **14** **3**

PERMANENCY

2016 2018

Children who gained permanency through

Reunification	11	12
Guardianship	2	0
Custody to relative	13	3
Adoption	2	5

Children waiting to be adopted **9** **9**

Children supported by Kinship Permanency Incentive Program **84** **67**

EMANCIPATED YOUTH

2016 2018

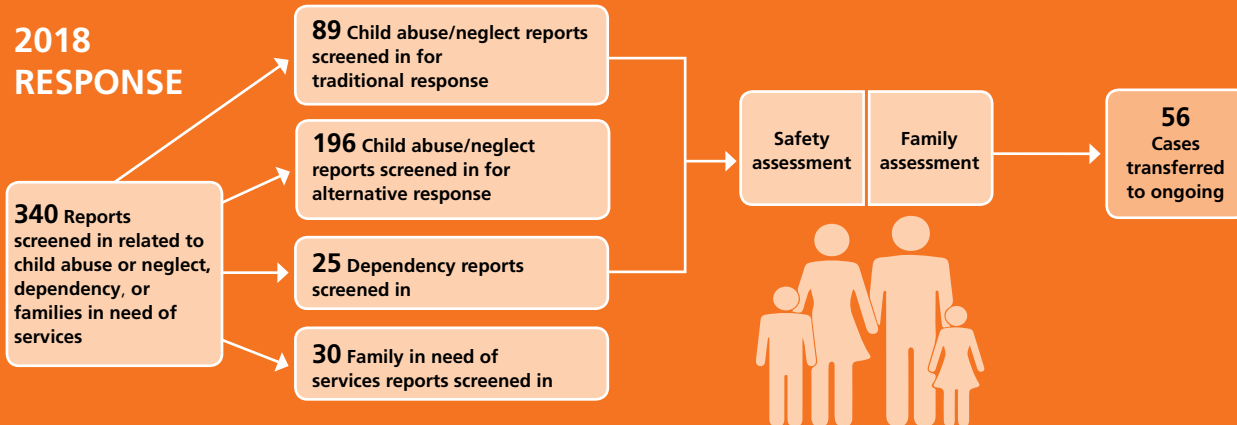
Youth aged out of care **10** **5**

Median # of days in custody before emancipation **1,380** **1,164**

Students received Chaffee ETV post-secondary education grants **1** **0**

Emancipated youth enrolled in Medicaid **31** **36**

2018 RESPONSE

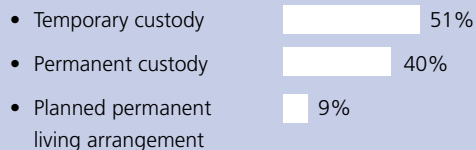


TYPES OF REPORTS

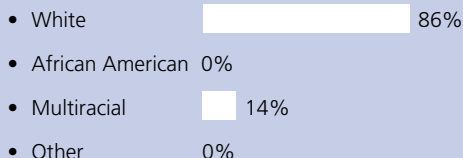
Physical abuse	93	27%
Neglect	88	26%
Sexual Abuse	48	14%
Emotional Maltreatment	0	0%
Multiple Allegations of Abuse/Neglect	48	14%
Family in Need of Services/Dependency/Other	63	19%
Total	340	100%

CHILDREN IN PCSA CUSTODY ON 7/1/2018

What type of custody?



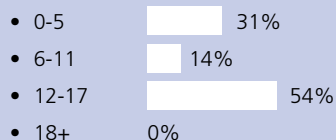
What Race?



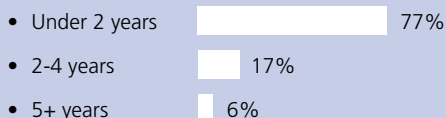
35

Children in Custody

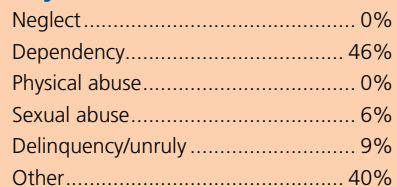
How old?



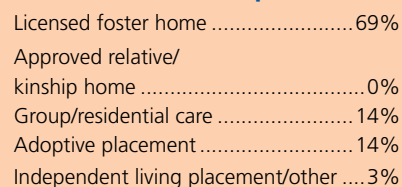
How long in custody?



Why removed from home?



Where are children placed?

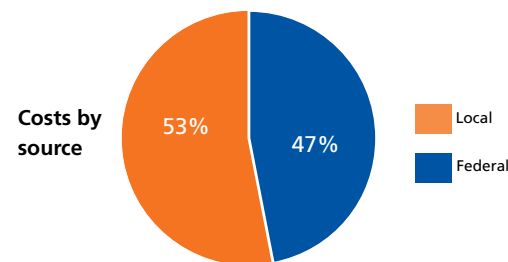


CONTACT INFORMATION

Miami County Children Services
<http://www.miamicountykids.org>
 937-335-4103

PLACEMENT COSTS

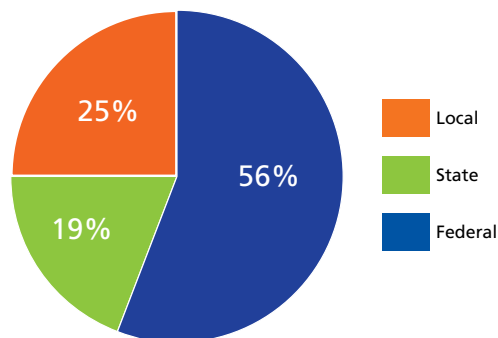
Total \$1,237,491



Costs by placement type

Licensed foster home	\$414,758
Group/residential care	\$820,250
Independent living placement/other	\$2,483

2018 PUBLIC CHILDREN SERVICES SPENDING



Total	\$3,772,910
Federal	\$2,129,914
State	\$699,085
Local	\$943,910

Of Ohio's 88 counties, Miami County did not maintain a children services levy in 2018.

ADOPTION ASSISTANCE AND SUBSIDIES

Total \$380,119

