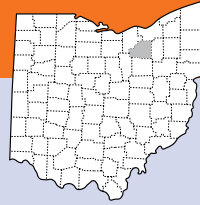


Medina



Population

178,371

- **Race:** White 96% • African American 2%
Multiracial 1% • Other 2%
- **Ethnicity:** Hispanic 2%

Child Population

40,393

Placement Rate

- Number of children in custody per 1,000 **3.5**

Per Capita Income

\$50,373

Poverty Rate

- All ages **7%**
- Children **9%**

Ohio Works First Child Only


- Children receiving child only benefit **440**
- Caregivers receive \$289/month for the first child and an increase for each additional sibling

Grandparents Raising Grandchildren

975

FAMILIES AND CHILDREN SERVED

2016 2018



Children placed out of home by the PCSA

133 141

JUVENILE COURT

2016 2018

Court timeliness

Cases pending beyond Supreme Court timeframes **9% 13%**

Court custody

Children in custody of IV-E Juvenile Court **0 0**

PERMANENCY

2016 2018

Children who gained permanency through

Reunification	28	44
Guardianship	3	4
Custody to relative	8	24
Adoption	5	5

Children waiting to be adopted **4 3**

Children supported by Kinship Permanency Incentive Program **52 69**

EMANCIPATED YOUTH

2016 2018

Youth aged out of care **8 1**

Median # of days in custody before emancipation **620 368**

Students received Chaffee ETV post-secondary education grants **3 1**

Emancipated youth enrolled in Medicaid **23 21**

2018 RESPONSE

640 Reports screened in related to child abuse or neglect, dependency, or families in need of services

206 Child abuse/neglect reports screened in for traditional response

331 Child abuse/neglect reports screened in for alternative response

59 Dependency reports screened in

44 Family in need of services reports screened in

Safety assessment Family assessment

57 Cases transferred to ongoing

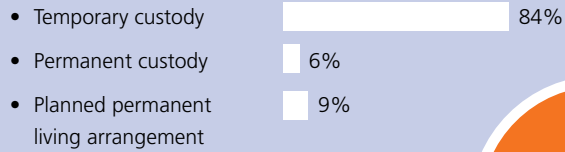


TYPES OF REPORTS

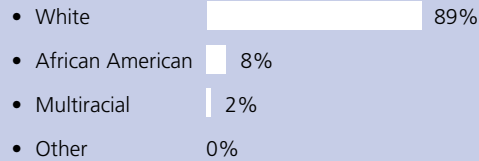
Physical abuse	160	25%
Neglect	171	27%
Sexual Abuse	106	17%
Emotional Maltreatment	10	2%
Multiple Allegations of Abuse/Neglect	77	12%
Family in Need of Services/Dependency/Other	116	18%
Total	640	100%

CHILDREN IN PCSA CUSTODY ON 7/1/2018

What type of custody?



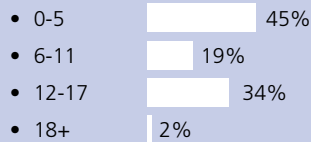
What Race?



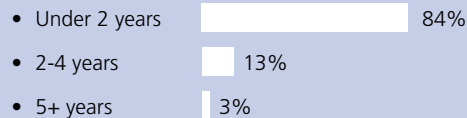
64

Children in Custody

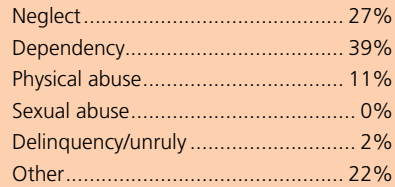
How old?



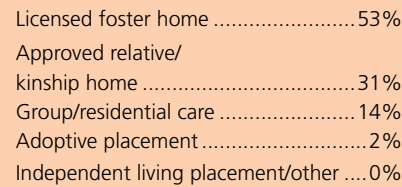
How long in custody?



Why removed from home?



Where are children placed?

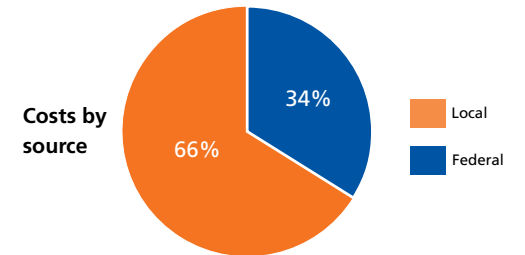


CONTACT INFORMATION

Medina County Job and Family Services
<http://www.mcjfs.us>
 330-722-9300

PLACEMENT COSTS

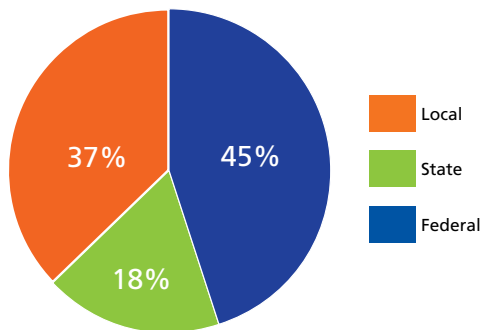
Total \$1,470,301



Costs by placement type

Licensed foster home	\$641,118
Group/residential care	\$749,246
Independent living placement/other	\$79,938

2018 PUBLIC CHILDREN SERVICES SPENDING



Total	\$4,320,142
Federal	\$1,930,785
State	\$784,944
Local	\$1,604,413

Of Ohio's 88 counties, Medina County did not maintain a children services levy in 2018.

ADOPTION ASSISTANCE AND SUBSIDIES

Total \$403,765

