

# Marion



## Population

64,967

- **Race:** White 90% • African American 6%  
Multiracial 3% • Other 2%
- **Ethnicity:** Hispanic 2%

## Child Population

13,452

## Placement Rate

- Number of children in custody per 1,000 **9.8**

## Per Capita Income

\$33,688

## Poverty Rate

- All ages **17%**
- Children **26%**

## Ohio Works First Child Only

- Children receiving child only benefit **719**
- Caregivers receive \$289/month for the first child and an increase for each additional sibling

## Grandparents Raising Grandchildren

1,006

## FAMILIES AND CHILDREN SERVED

2016 2018



Children placed out of home by the PCSA

113 132

## JUVENILE COURT

2016 2018

### Court timeliness

Cases pending beyond Supreme Court timeframes 42% 34%

## PERMANENCY

2016 2018

Children who gained permanency through

Reunification	33	13
Guardianship	8	4
Custody to relative	10	23
Adoption	7	10

Children waiting to be adopted 7 6

Children supported by Kinship Permanency Incentive Program 68 71

## EMANCIPATED YOUTH

2016 2018

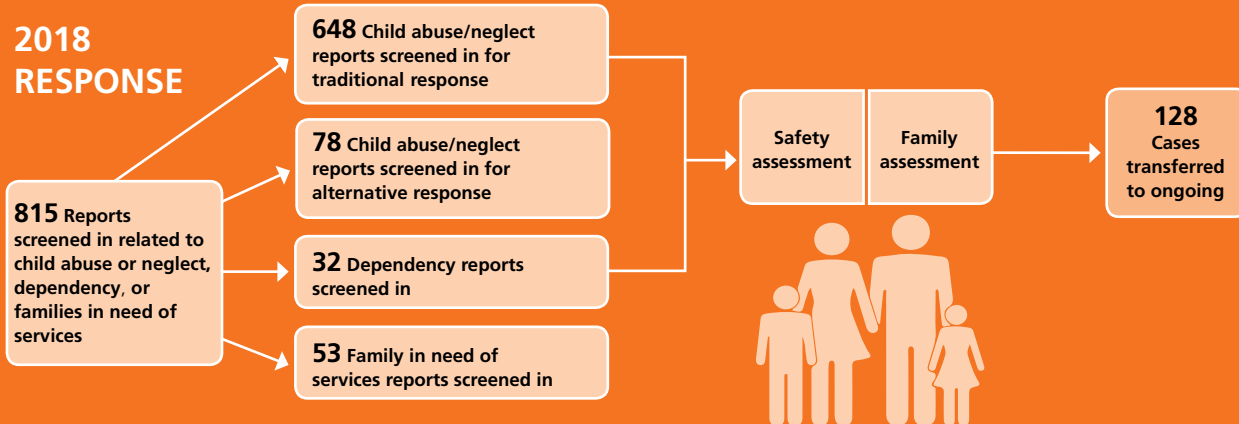
Youth aged out of care 3 4

Median # of days in custody before emancipation 700 632

Students received Chaffee ETV post-secondary education grants 0 0

Emancipated youth enrolled in Medicaid 12 13

## 2018 RESPONSE




## TYPES OF REPORTS

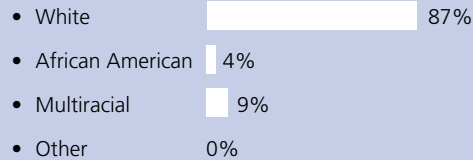
Physical abuse	156	19%
Neglect	385	47%
Sexual Abuse	83	10%
Emotional Maltreatment	2	0%
Multiple Allegations of Abuse/Neglect	99	12%
Family in Need of Services/Dependency/Other	90	11%
<b>Total</b>	<b>815</b>	<b>100%</b>

## CHILDREN IN PCSA CUSTODY ON 7/1/2018

### What type of custody?




### What Race?



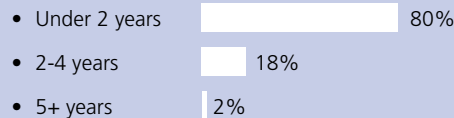
85

Children in Custody

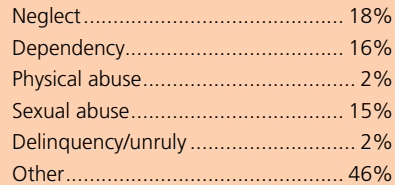
### How old?



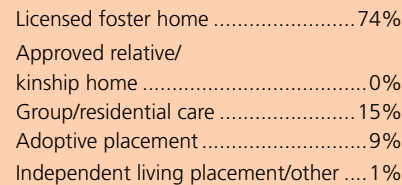
### How long in custody?



### Why removed from home?



### Where are children placed?

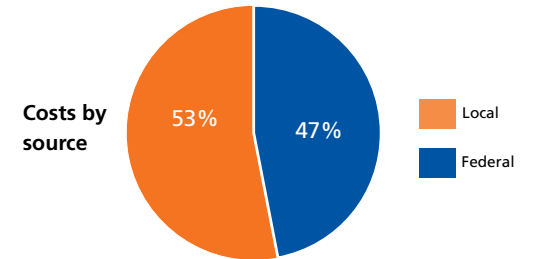


## CONTACT INFORMATION

Marion County Children Services  
<http://www.marionkids.com>  
 740-389-2317

## PLACEMENT COSTS

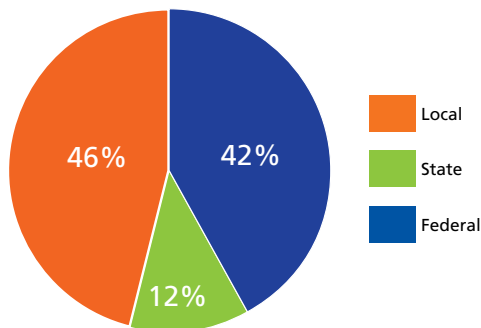
Total \$1,882,323



### Costs by placement type

Licensed foster home	\$963,576
Group/residential care	\$918,139
Independent living placement/other	\$608

## 2018 PUBLIC CHILDREN SERVICES SPENDING



<b>Total</b>	<b>\$4,575,337</b>
<b>Federal</b>	<b>\$1,901,659</b>
<b>State</b>	<b>\$569,726</b>
<b>Local</b>	<b>\$2,103,952</b>

Of Ohio's 88 counties, Marion County did maintain a children services levy in 2018.

## ADOPTION ASSISTANCE AND SUBSIDIES

Total \$225,082

