

Madison



Population

44,036

- **Race:** White 90% • African American 6%
Multiracial 2% • Other 2%
- **Ethnicity:** Hispanic 2%

Child Population

9,729

Placement Rate

- Number of children in custody per 1,000 **4.0**

Per Capita Income

\$38,211

Poverty Rate

- All ages **11%**
- Children **16%**

Ohio Works First Child Only


- Children receiving child only benefit **370**
- Caregivers receive \$289/month for the first child and an increase for each additional sibling

Grandparents Raising Grandchildren

337

FAMILIES AND CHILDREN SERVED

2016 2018



Children placed out of home by the PCSA

37 39

JUVENILE COURT

2016 2018

Court timeliness

Cases pending beyond Supreme Court timeframes 24% 25%

PERMANENCY

2016 2018

Children who gained permanency through

Reunification	7	2
Guardianship	2	0
Custody to relative	5	4
Adoption	0	1

Children waiting to be adopted 2 5

Children supported by Kinship Permanency Incentive Program 14 39

EMANCIPATED YOUTH

2016 2018

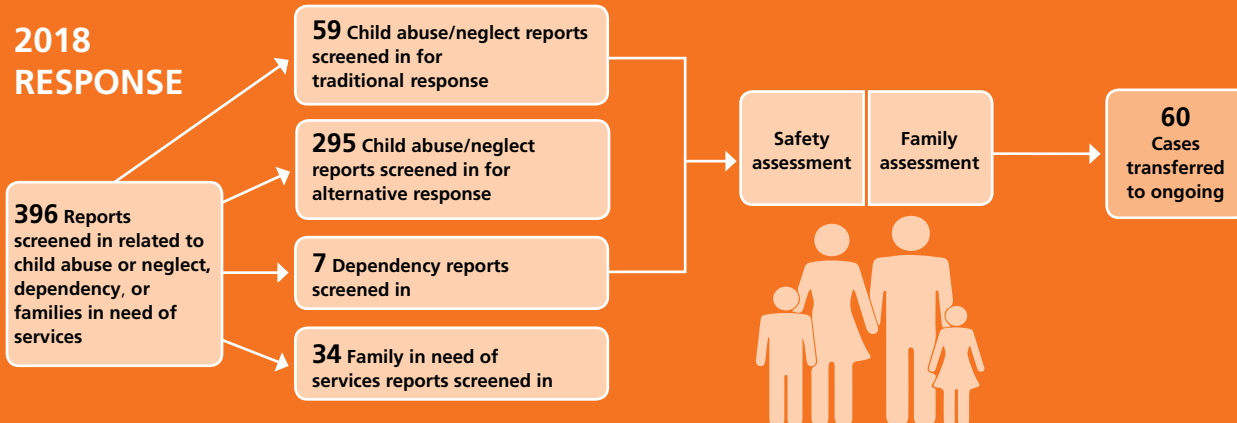
Youth aged out of care 0 2

Median # of days in custody before emancipation N/A 779

Students received Chaffee ETV post-secondary education grants 0 0

Emancipated youth enrolled in Medicaid 5 7

2018 RESPONSE

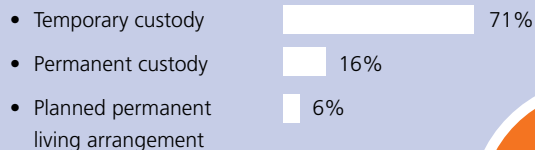


TYPES OF REPORTS

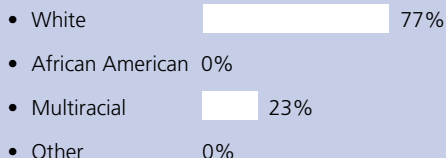
Physical abuse	151	38%
Neglect	106	27%
Sexual Abuse	41	10%
Emotional Maltreatment	7	2%
Multiple Allegations of Abuse/Neglect	44	11%
Family in Need of Services/Dependency/Other	47	12%
Total	396	100%

CHILDREN IN PCSA CUSTODY ON 7/1/2018

What type of custody?



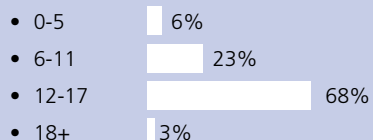
What Race?



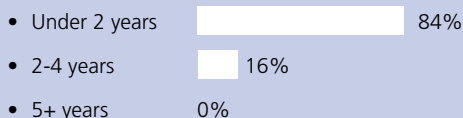
31

Children in Custody

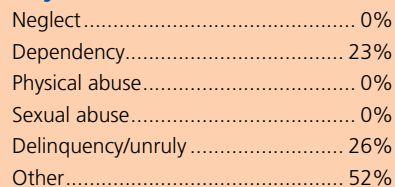
How old?



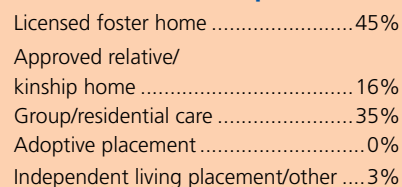
How long in custody?



Why removed from home?



Where are children placed?

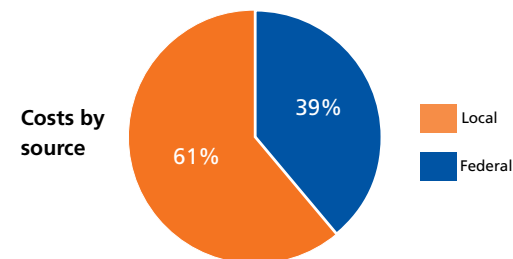


CONTACT INFORMATION

Madison County Department of Job and Family Services
<http://co.madison.oh.us/djfs/>
 740-852-4770

PLACEMENT COSTS

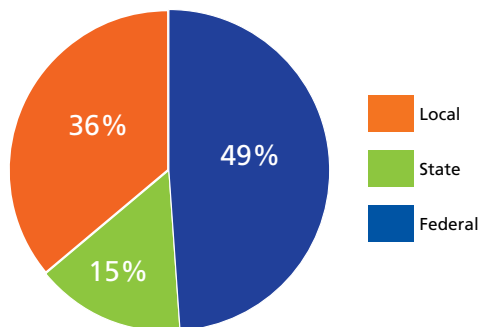
Total \$949,421



Costs by placement type

Licensed foster home	\$372,988
Group/residential care	\$546,375
Independent living placement/other	\$30,058

2018 PUBLIC CHILDREN SERVICES SPENDING



Total	\$2,332,103
Federal	\$1,148,331
State	\$350,602
Local	\$833,170

Of Ohio's 88 counties, Madison County did not maintain a children services levy in 2018.

ADOPTION ASSISTANCE AND SUBSIDIES

Total \$120,579

