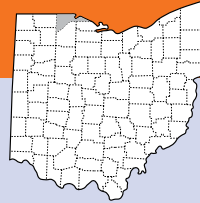




Lucas



Population

430,887

- **Race:** White 73% • African American 19%
Multiracial 4% • Other 4%
- **Ethnicity:** Hispanic 7%

Child Population

99,382

Placement Rate

- Number of children in custody per 1,000 **14.4**

Per Capita Income

\$43,493

Poverty Rate

- All ages **21%**
- Children **30%**

Ohio Works First Child Only


- Children receiving child only benefit **4,799**
- Caregivers receive \$289/month for the first child and an increase for each additional sibling

Grandparents Raising Grandchildren

3,661

FAMILIES AND CHILDREN SERVED

2016 2018



Children placed out of home by the PCSA

1,052 1,464

JUVENILE COURT

2016 2018

Court timeliness

Cases pending beyond Supreme Court timeframes 5% 5%

Court custody

Children in custody of IV-E Juvenile Court 11 9

PERMANENCY

2016 2018

Children who gained permanency through

Reunification	175	191
Guardianship	43	18
Custody to relative	155	192
Adoption	93	105

Children waiting to be adopted 84 156

Children supported by Kinship Permanency Incentive Program 584 743

EMANCIPATED YOUTH

2016 2018

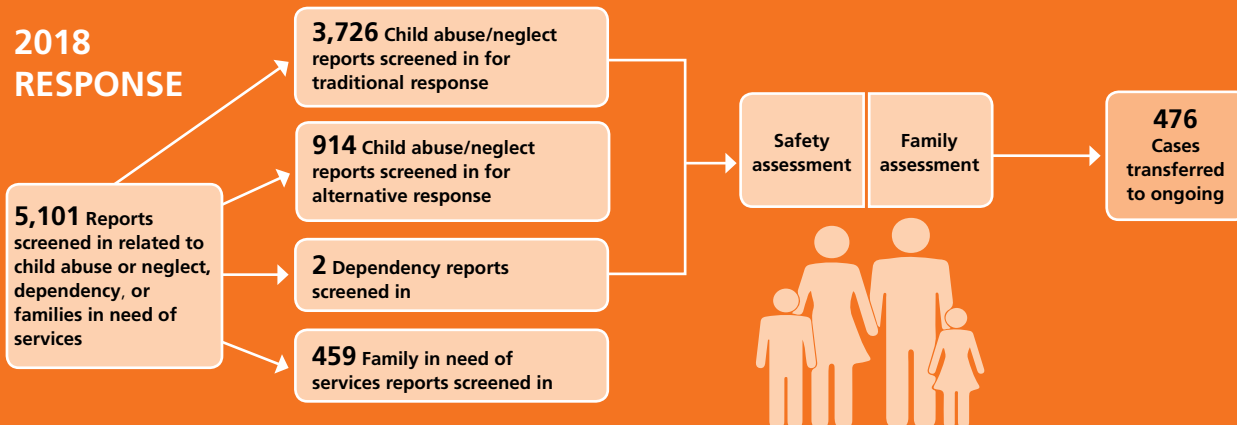
Youth aged out of care 28 35

Median # of days in custody before emancipation 1,107 905

Students received Chaffee ETV post-secondary education grants 8 7

Emancipated youth enrolled in Medicaid 174 165

2018 RESPONSE

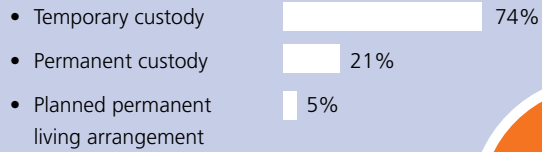


TYPES OF REPORTS

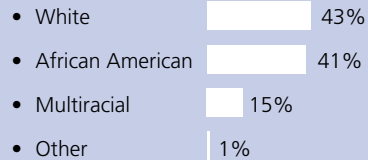
Physical abuse	1,122	22%
Neglect	1,283	25%
Sexual Abuse	514	10%
Emotional Maltreatment	55	1%
Multiple Allegations of Abuse/Neglect	1,541	30%
Family in Need of Services/Dependency/Other	586	11%
Total	5,101	100%

CHILDREN IN PCSA CUSTODY ON 7/1/2018

What type of custody?



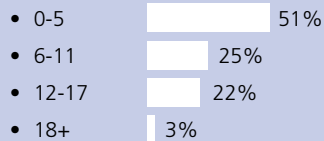
What Race?



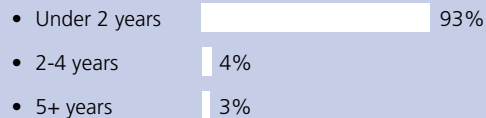
760

Children in Custody

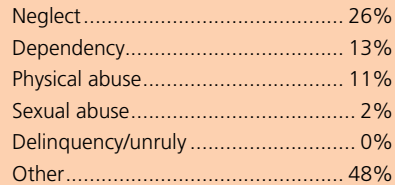
How old?



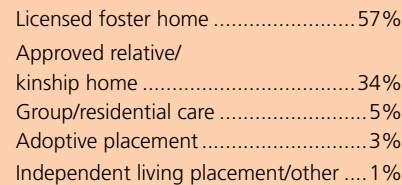
How long in custody?



Why removed from home?



Where are children placed?

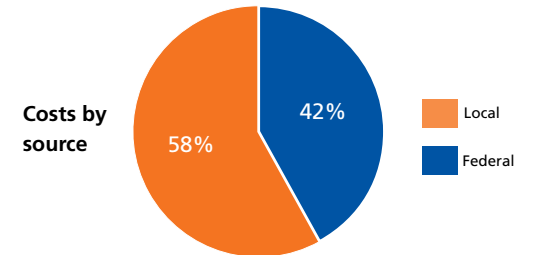


CONTACT INFORMATION

Lucas County Children Services
<http://www.lucaskids.net>
 419-213-3200

PLACEMENT COSTS

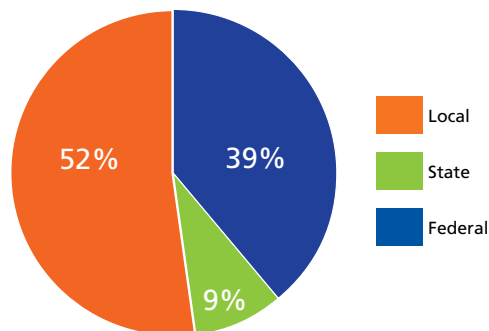
Total \$13,714,176



Costs by placement type

Licensed foster home	\$9,528,739
Group/residential care	\$4,184,624
Independent living placement/other	\$812

2018 PUBLIC CHILDREN SERVICES SPENDING



Total	\$51,850,240
Federal	\$19,982,863
State	\$4,718,743
Local	\$27,148,635

Of Ohio's 88 counties, Lucas County did maintain a children services levy in 2018.

ADOPTION ASSISTANCE AND SUBSIDIES

Total \$7,546,365

